

Investment Report


Ft. Bend County

07/01/18 - 07/31/18


This report summarizes the investment position of Ft. Bend County for the period 07/01/18 to 07/31/18.

	06/30/18	07/31/18
Book Value	422,018,056.31	388,831,206.61
Market Value	421,902,201.31	388,719,176.61
Par Value	422,018,056.31	388,831,206.61
Change in Market Value		3,825.00
Weighted Average Maturity (in Days)	8	8
Weighted Average Yield-to-Maturity of Portfolio	2.1929%	2.2007%
Yield-to-Maturity of 90 Day T-Bill	0.0000%	0.0000%
Accrued Interest		7,905.00

This report is presented in accordance with the Texas Government Code Title 10 Section 2256.023. The below signed hereby certify that, to the best of their knowledge on the date this report was created, Ft. Bend County is in compliance with the provisions of Government Code 2256 and with the stated policies and strategies of Ft. Bend County.



 Director of Finance & Investments 10-23-18
Date



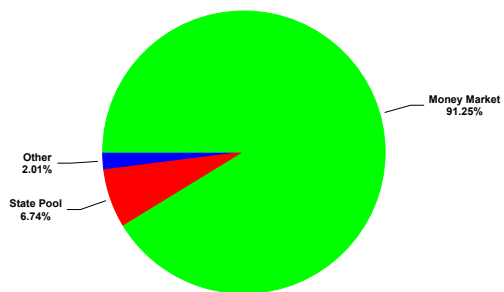
 County Treasurer 10/25/2018
Date

Investment Report

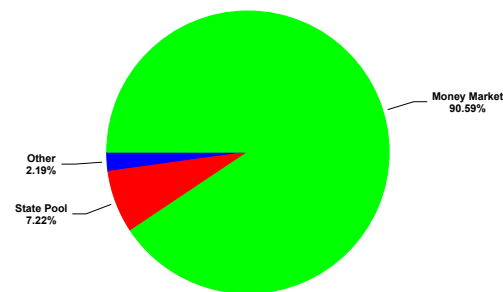
Ft. Bend County

07/01/18 - 07/31/18

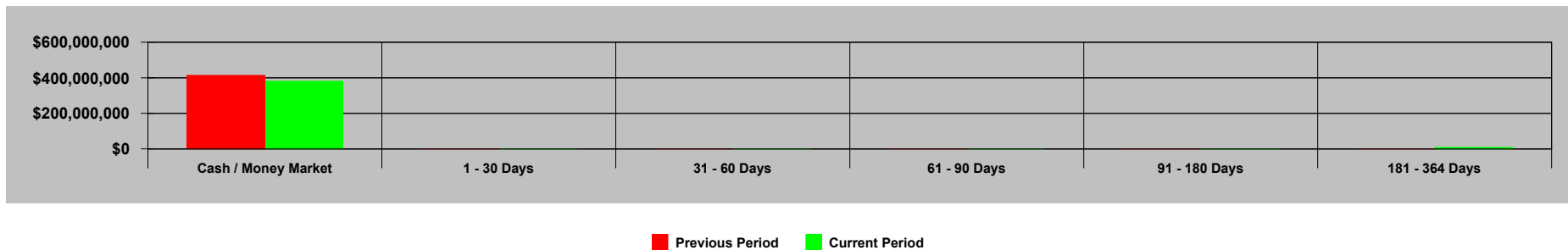
Portfolio Composition - 06/30/18



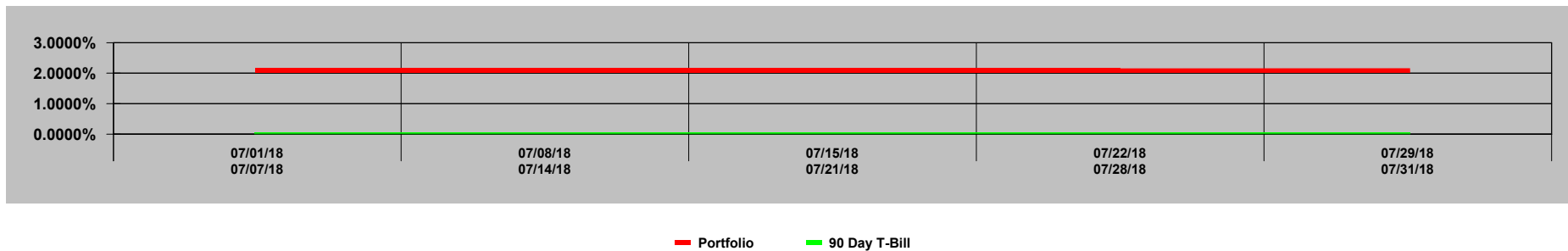
Portfolio Composition - 07/31/18



Maturity Aging - 06/30/18 vs 07/31/18



Portfolio Performance - 07/01/18 to 07/31/18



GASB 31 Compliance Ft. Bend County

Effective Interest - Actual Life
Receipts in Period
07/01/18 - 07/31/18

CUSIP	Invest Number	Security Description	Purchase Date	Sale Date	Valuation Method	Yield Earned	Price Source	Beginning Unit Price	Par Value On 07/01/18	Reported Value 07/01/18	Purchase Cost	Sales Proceeds	Ending Unit Price	Par Value On 07/31/18	Price Source	Reported Value 07/31/18	Change in Fair Value	Interest	Net Investment Income
3133EGJX4	16-0004	FFCB 1.08 07/05/19	07/05/16	Open	Fair Value	1.6026	FTI	0.986370	8,500,000.00	8,384,145.00	0.00	0.00	0.986820	8,500,000.00	FTI	8,387,970.00	3,825.00	7,905.00	11,730.00
Prosperity-Money Market Accts.	AR-0009	Money Market	11/30/03	Open	Fair Value	2.0974	Manual	1.000000	385,082,038.30	385,082,038.30	0.00	32,822,809.04	1.000000	352,259,229.26	Manual	352,259,229.26	0.00	684,033.24	684,033.24
MB02-MBIA General	AR-0015	State Pool	11/01/08	Open	Fair Value	2.2318	Manual	1.000000	7,629,731.06	7,629,731.06	0.00	-14,462.29	1.000000	7,644,193.35	Manual	7,644,193.35	0.00	14,462.29	14,462.29
MB03-MBIA Road & Bridge	AR-0016	State Pool	11/01/08	Open	Fair Value	2.2315	Manual	1.000000	51,625.38	51,625.38	0.00	-97.85	1.000000	51,723.23	Manual	51,723.23	0.00	97.85	97.85
MB04-MBIA Drainage	AR-0017	State Pool	11/01/08	Open	Fair Value	2.2317	Manual	1.000000	740,611.52	740,611.52	0.00	-1,403.84	1.000000	742,015.36	Manual	742,015.36	0.00	1,403.84	1,403.84
MB06-MBIA Toll Rd. Operations	AR-0019	State Pool	11/01/08	Open	Fair Value	2.2317	Manual	1.000000	8,489,216.38	8,489,216.38	0.00	-16,091.46	1.000000	8,505,307.84	Manual	8,505,307.84	0.00	16,091.46	16,091.46
TT00-TX TERM General	AR-0022	State Pool	11/01/08	Open	Fair Value	1.9522	Manual	1.000000	1,031.31	1,031.31	0.00	-1.71	1.000000	1,033.02	Manual	1,033.02	0.00	1.71	1.71
TT02-TX TERM Toll Rd. Operation	AR-0024	State Pool	11/01/08	Open	Fair Value	1.9544	Manual	1.000000	1,030.14	1,030.14	0.00	-1.71	1.000000	1,031.85	Manual	1,031.85	0.00	1.71	1.71
TT04-TX TERM Road & Bridge	AR-0026	State Pool	11/01/08	Open	Fair Value	1.9579	Manual	1.000000	1,028.26	1,028.26	0.00	-1.71	1.000000	1,029.97	Manual	1,029.97	0.00	1.71	1.71
TT05-TX TERM Drainage	AR-0027	State Pool	11/01/08	Open	Fair Value	1.9673	Manual	1.000000	341.13	341.13	0.00	-0.57	1.000000	341.70	Manual	341.70	0.00	0.57	0.57
LOG1-Logic- General	AR-0028	State Pool	11/10/08	Open	Fair Value	2.1748	Manual	1.000000	5,437,366.59	5,437,366.59	0.00	-10,043.90	1.000000	5,447,410.49	Manual	5,447,410.49	0.00	10,043.90	10,043.90
LOG2-Logic-Toll Rd.Operations	AR-0029	State Pool	11/10/08	Open	Fair Value	2.1434	Manual	1.000000	1,043.67	1,043.67	0.00	-1.90	1.000000	1,045.57	Manual	1,045.57	0.00	1.90	1.90
LOG5-Logic-Drainage	AR-0032	State Pool	11/10/08	Open	Fair Value	2.1455	Manual	1.000000	1,037.16	1,037.16	0.00	-1.89	1.000000	1,039.05	Manual	1,039.05	0.00	1.89	1.89
LOG8-Logic-Road & Bridge	AR-0035	State Pool	11/10/08	Open	Fair Value	2.1446	Manual	1.000000	1,037.58	1,037.58	0.00	-1.89	1.000000	1,039.47	Manual	1,039.47	0.00	1.89	1.89
MB12-MBIA ESD 100 AGREEMENT	AR-0041	State Pool	08/31/16	Open	Fair Value	2.2316	Manual	1.000000	945,075.64	945,075.64	0.00	-1,791.38	1.000000	946,867.02	Manual	946,867.02	0.00	1,791.38	1,791.38
MB13-MBIA ASSISTANCE DIST #1	AR-0042	State Pool	08/31/16	Open	Fair Value	2.2319	Manual	1.000000	87,340.40	87,340.40	0.00	-165.57	1.000000	87,505.97	Manual	87,505.97	0.00	165.57	165.57
MB14-MBIA GR PARKWAY OPERATIONS	AR-0043	State Pool	08/31/16	Open	Fair Value	2.2317	Manual	1.000000	4,631,614.16	4,631,614.16	0.00	-8,779.30	1.000000	4,640,393.46	Manual	4,640,393.46	0.00	8,779.30	8,779.30
MB15-FACILITIES BONDS 2016	AR-0044	State Pool	08/31/16	Open	Fair Value	2.2203	Manual	1.000000	227,381.90	227,381.90	0.00	227,381.90	0.000000	0.00	Manual	0.00	0.00	138.15	138.15
MB16-MOBILITY BONDS 2016	AR-0045	State Pool	08/31/16	Open	Fair Value	2.2316	Manual	1.000000	189,505.73	189,505.73	0.00	189,505.73	0.000000	0.00	Manual	0.00	0.00	347.59	347.59
Investment Total						2.0955		0.999725	422,018,056.31	421,902,201.31	0.00	33,186,849.70	0.999712	388,831,206.61		388,719,176.61	3,825.00	745,270.95	749,095.95

Portfolio Position

Ft. Bend County

Effective Interest - Actual Life
Receipts in Period
07/01/18 - 07/31/18

CUSIP	Invest Number	Security Description	Purchase Date	Call Date	Par Value On 07/01/18	Par Value On 07/31/18	Market Val On 07/01/18	Market Val On 07/31/18	Purchase Cost	Sales Proceeds	Original Princ/Cost	Amor Value On 07/01/18	Amor Value On 07/31/18
130 - Assistance Dist #1													
State Pool													
MB13-MBIA ASSISTANCE DIST #1	AR-0042	State Pool	08/31/16	Open	<u>87,340.40</u>	<u>87,505.97</u>	<u>87,340.40</u>	<u>87,505.97</u>	<u>0.00</u>	<u>0.00</u>	<u>10,000,000.00</u>	<u>87,340.40</u>	<u>87,505.97</u>
State Pool Total					<u>87,340.40</u>	<u>87,505.97</u>	<u>87,340.40</u>	<u>87,505.97</u>	<u>0.00</u>	<u>0.00</u>	<u>10,000,000.00</u>	<u>87,340.40</u>	<u>87,505.97</u>
130 - Assistance Dist #1 Total					<u>87,340.40</u>	<u>87,505.97</u>	<u>87,340.40</u>	<u>87,505.97</u>	<u>0.00</u>	<u>0.00</u>	<u>10,000,000.00</u>	<u>87,340.40</u>	<u>87,505.97</u>
145 - ESD 100 Agreement													
State Pool													
MB12-MBIA ESD 100 AGREEMENT	AR-0041	State Pool	08/31/16	Open	<u>945,075.64</u>	<u>946,867.02</u>	<u>945,075.64</u>	<u>946,867.02</u>	<u>0.00</u>	<u>0.00</u>	<u>3,900,000.00</u>	<u>945,075.64</u>	<u>946,867.02</u>
State Pool Total					<u>945,075.64</u>	<u>946,867.02</u>	<u>945,075.64</u>	<u>946,867.02</u>	<u>0.00</u>	<u>0.00</u>	<u>3,900,000.00</u>	<u>945,075.64</u>	<u>946,867.02</u>
145 - ESD 100 Agreement Total					<u>945,075.64</u>	<u>946,867.02</u>	<u>945,075.64</u>	<u>946,867.02</u>	<u>0.00</u>	<u>0.00</u>	<u>3,900,000.00</u>	<u>945,075.64</u>	<u>946,867.02</u>
810 - FBC Toll Road Operations													
State Pool													
TT02-TX TERM Toll Rd. Operation	AR-0024	State Pool	11/01/08	Open	<u>0.00</u>	<u>0.00</u>	<u>0.00</u>	<u>0.00</u>	<u>0.00</u>	<u>0.00</u>	<u>0.00</u>	<u>0.00</u>	<u>0.00</u>
State Pool Total					<u>0.00</u>	<u>0.00</u>	<u>0.00</u>	<u>0.00</u>	<u>0.00</u>	<u>0.00</u>	<u>0.00</u>	<u>0.00</u>	<u>0.00</u>
810 - FBC Toll Road Operations Total					<u>0.00</u>	<u>0.00</u>	<u>0.00</u>	<u>0.00</u>	<u>0.00</u>	<u>0.00</u>	<u>0.00</u>	<u>0.00</u>	<u>0.00</u>
742 - Facilities Bond Projects 2016													
State Pool													
MB15-FACILITIES BONDS 2016	AR-0044	State Pool	08/31/16	Open	<u>227,381.90</u>	<u>0.00</u>	<u>227,381.90</u>	<u>0.00</u>	<u>0.00</u>	<u>0.00</u>	<u>30,000,000.00</u>	<u>227,381.90</u>	<u>0.00</u>
State Pool Total					<u>227,381.90</u>	<u>0.00</u>	<u>227,381.90</u>	<u>0.00</u>	<u>0.00</u>	<u>0.00</u>	<u>30,000,000.00</u>	<u>227,381.90</u>	<u>0.00</u>
742 - Facilities Bond Projects 2016 Total					<u>227,381.90</u>	<u>0.00</u>	<u>227,381.90</u>	<u>0.00</u>	<u>0.00</u>	<u>0.00</u>	<u>30,000,000.00</u>	<u>227,381.90</u>	<u>0.00</u>
815 - Grand Parkway Operations													
State Pool													
MB14-MBIA GR PARKWAY OPERATIONS	AR-0043	State Pool	08/31/16	Open	<u>4,631,614.16</u>	<u>4,640,393.46</u>	<u>4,631,614.16</u>	<u>4,640,393.46</u>	<u>0.00</u>	<u>0.00</u>	<u>8,500,000.00</u>	<u>4,631,614.16</u>	<u>4,640,393.46</u>
State Pool Total					<u>4,631,614.16</u>	<u>4,640,393.46</u>	<u>4,631,614.16</u>	<u>4,640,393.46</u>	<u>0.00</u>	<u>0.00</u>	<u>8,500,000.00</u>	<u>4,631,614.16</u>	<u>4,640,393.46</u>
815 - Grand Parkway Operations Total					<u>4,631,614.16</u>	<u>4,640,393.46</u>	<u>4,631,614.16</u>	<u>4,640,393.46</u>	<u>0.00</u>	<u>0.00</u>	<u>8,500,000.00</u>	<u>4,631,614.16</u>	<u>4,640,393.46</u>
LOG5 - LOGIC DRAINAGE													
State Pool													
LOG5-Logic-Drainage	AR-0032	State Pool	11/10/08	Open	<u>1,037.16</u>	<u>1,039.05</u>	<u>1,037.16</u>	<u>1,039.05</u>	<u>0.00</u>	<u>0.00</u>	<u>500,000.00</u>	<u>1,037.16</u>	<u>1,039.05</u>
State Pool Total					<u>1,037.16</u>	<u>1,039.05</u>	<u>1,037.16</u>	<u>1,039.05</u>	<u>0.00</u>	<u>0.00</u>	<u>500,000.00</u>	<u>1,037.16</u>	<u>1,039.05</u>
LOG5 - LOGIC DRAINAGE Total					<u>1,037.16</u>	<u>1,039.05</u>	<u>1,037.16</u>	<u>1,039.05</u>	<u>0.00</u>	<u>0.00</u>	<u>500,000.00</u>	<u>1,037.16</u>	<u>1,039.05</u>
LOG1 - LOGIC GENERAL													
State Pool													
LOG1-Logic-General	AR-0028	State Pool	11/10/08	Open	<u>5,437,366.59</u>	<u>5,447,410.49</u>	<u>5,437,366.59</u>	<u>5,447,410.49</u>	<u>0.00</u>	<u>0.00</u>	<u>10,000,000.00</u>	<u>5,437,366.59</u>	<u>5,447,410.49</u>
State Pool Total					<u>5,437,366.59</u>	<u>5,447,410.49</u>	<u>5,437,366.59</u>	<u>5,447,410.49</u>	<u>0.00</u>	<u>0.00</u>	<u>10,000,000.00</u>	<u>5,437,366.59</u>	<u>5,447,410.49</u>
LOG1 - LOGIC GENERAL Total					<u>5,437,366.59</u>	<u>5,447,410.49</u>	<u>5,437,366.59</u>	<u>5,447,410.49</u>	<u>0.00</u>	<u>0.00</u>	<u>10,000,000.00</u>	<u>5,437,366.59</u>	<u>5,447,410.49</u>
LOG8 - LOGIC ROAD & BRIDGE													
State Pool													
LOG8-Logic-Road & Bridge	AR-0035	State Pool	11/10/08	Open	<u>1,037.58</u>	<u>1,039.47</u>	<u>1,037.58</u>	<u>1,039.47</u>	<u>0.00</u>	<u>0.00</u>	<u>1,000,000.00</u>	<u>1,037.58</u>	<u>1,039.47</u>
State Pool Total					<u>1,037.58</u>	<u>1,039.47</u>	<u>1,037.58</u>	<u>1,039.47</u>	<u>0.00</u>	<u>0.00</u>	<u>1,000,000.00</u>	<u>1,037.58</u>	<u>1,039.47</u>
LOG8 - LOGIC ROAD & BRIDGE Total					<u>1,037.58</u>	<u>1,039.47</u>	<u>1,037.58</u>	<u>1,039.47</u>	<u>0.00</u>	<u>0.00</u>	<u>1,000,000.00</u>	<u>1,037.58</u>	<u>1,039.47</u>
LOG2 - LOGIC TOLL OPERATIONS													
State Pool													
LOG2-Logic-Toll Rd.Operations	AR-0029	State Pool	11/10/08	Open	<u>1,043.67</u>	<u>1,045.57</u>	<u>1,043.67</u>	<u>1,045.57</u>	<u>0.00</u>	<u>0.00</u>	<u>2,000,000.00</u>	<u>1,043.67</u>	<u>1,045.57</u>
State Pool Total					<u>1,043.67</u>	<u>1,045.57</u>	<u>1,043.67</u>	<u>1,045.57</u>	<u>0.00</u>	<u>0.00</u>	<u>2,000,000.00</u>	<u>1,043.67</u>	<u>1,045.57</u>
LOG2 - LOGIC TOLL OPERATIONS Total					<u>1,043.67</u>	<u>1,045.57</u>	<u>1,043.67</u>	<u>1,045.57</u>	<u>0.00</u>	<u>0.00</u>	<u>2,000,000.00</u>	<u>1,043.67</u>	<u>1,045.57</u>
MB04 - MBIA DRAINAGE													
State Pool													
MB04-MBIA Drainage	AR-0017	State Pool	11/01/08	Open	<u>740,611.52</u>	<u>742,015.36</u>	<u>740,611.52</u>	<u>742,015.36</u>	<u>0.00</u>	<u>0.00</u>	<u>1,267,218.21</u>	<u>740,611.52</u>	<u>742,015.36</u>
State Pool Total					<u>740,611.52</u>	<u>742,015.36</u>	<u>740,611.52</u>	<u>742,015.36</u>	<u>0.00</u>	<u>0.00</u>	<u>1,267,218.21</u>	<u>740,611.52</u>	<u>742,015.36</u>

Portfolio Position
Ft. Bend County
Effective Interest - Actual Life
Receipts in Period
07/01/18 - 07/31/18

5

CUSIP	Invest Number	Security Description	Purchase Date	Call Date	Par Value On 07/01/18	Par Value On 07/31/18	Market Val On 07/01/18	Market Val On 07/31/18	Purchase Cost	Sales Proceeds	Original Princ/Cost	Amor Value On 07/01/18	Amor Value On 07/31/18
MB04 - MBIA DRAINAGE Total					<u>740,611.52</u>	<u>742,015.36</u>	<u>740,611.52</u>	<u>742,015.36</u>	<u>0.00</u>	<u>0.00</u>	<u>1,267,218.21</u>	<u>740,611.52</u>	<u>742,015.36</u>
MB02 - MBIA GENERAL													
State Pool													
MB02-MBIA General	AR-0015	State Pool	11/01/08	Open	7,629,731.06	7,644,193.35	7,629,731.06	7,644,193.35	0.00	0.00	17,374,917.83	7,629,731.06	7,644,193.35
State Pool Total					<u>7,629,731.06</u>	<u>7,644,193.35</u>	<u>7,629,731.06</u>	<u>7,644,193.35</u>	<u>0.00</u>	<u>0.00</u>	<u>17,374,917.83</u>	<u>7,629,731.06</u>	<u>7,644,193.35</u>
MB02 - MBIA GENERAL Total					<u>7,629,731.06</u>	<u>7,644,193.35</u>	<u>7,629,731.06</u>	<u>7,644,193.35</u>	<u>0.00</u>	<u>0.00</u>	<u>17,374,917.83</u>	<u>7,629,731.06</u>	<u>7,644,193.35</u>
MB03 - MBIA ROAD & BRIDGE													
State Pool													
MB03-MBIA Road & Bridge	AR-0016	State Pool	11/01/08	Open	51,625.38	51,723.23	51,625.38	51,723.23	0.00	0.00	2,856,438.24	51,625.38	51,723.23
State Pool Total					<u>51,625.38</u>	<u>51,723.23</u>	<u>51,625.38</u>	<u>51,723.23</u>	<u>0.00</u>	<u>0.00</u>	<u>2,856,438.24</u>	<u>51,625.38</u>	<u>51,723.23</u>
MB03 - MBIA ROAD & BRIDGE Total					<u>51,625.38</u>	<u>51,723.23</u>	<u>51,625.38</u>	<u>51,723.23</u>	<u>0.00</u>	<u>0.00</u>	<u>2,856,438.24</u>	<u>51,625.38</u>	<u>51,723.23</u>
MB06 - MBIA TOLL RD OPERATIONS													
State Pool													
MB06-MBIA Toll Rd. Operations	AR-0019	State Pool	11/01/08	Open	8,489,216.38	8,505,307.84	8,489,216.38	8,505,307.84	0.00	0.00	3,143,377.27	8,489,216.38	8,505,307.84
State Pool Total					<u>8,489,216.38</u>	<u>8,505,307.84</u>	<u>8,489,216.38</u>	<u>8,505,307.84</u>	<u>0.00</u>	<u>0.00</u>	<u>3,143,377.27</u>	<u>8,489,216.38</u>	<u>8,505,307.84</u>
MB06 - MBIA TOLL RD OPERATIONS Total					<u>8,489,216.38</u>	<u>8,505,307.84</u>	<u>8,489,216.38</u>	<u>8,505,307.84</u>	<u>0.00</u>	<u>0.00</u>	<u>3,143,377.27</u>	<u>8,489,216.38</u>	<u>8,505,307.84</u>
744 - Mobility Project Bonds 2016													
State Pool													
MB16-MOBILITY BONDS 2016	AR-0045	State Pool	08/31/16	Open	189,505.73	0.00	189,505.73	0.00	0.00	0.00	30,000,000.00	189,505.73	0.00
State Pool Total					<u>189,505.73</u>	<u>0.00</u>	<u>189,505.73</u>	<u>0.00</u>	<u>0.00</u>	<u>0.00</u>	<u>30,000,000.00</u>	<u>189,505.73</u>	<u>0.00</u>
744 - Mobility Project Bonds 2016 Total					<u>189,505.73</u>	<u>0.00</u>	<u>189,505.73</u>	<u>0.00</u>	<u>0.00</u>	<u>0.00</u>	<u>30,000,000.00</u>	<u>189,505.73</u>	<u>0.00</u>
PROS - Prosperity Money Mkt. Accts.													
Money Market													
Prosperity-Money Market Accts.	AR-0009	Money Market	11/30/03	Open	385,082,038.30	352,259,229.26	385,082,038.30	352,259,229.26	0.00	0.00	12,505,577.66	385,082,038.30	352,259,229.26
Money Market Total					<u>385,082,038.30</u>	<u>352,259,229.26</u>	<u>385,082,038.30</u>	<u>352,259,229.26</u>	<u>0.00</u>	<u>0.00</u>	<u>12,505,577.66</u>	<u>385,082,038.30</u>	<u>352,259,229.26</u>
PROS - Prosperity Money Mkt. Accts. Total					<u>385,082,038.30</u>	<u>352,259,229.26</u>	<u>385,082,038.30</u>	<u>352,259,229.26</u>	<u>0.00</u>	<u>0.00</u>	<u>12,505,577.66</u>	<u>385,082,038.30</u>	<u>352,259,229.26</u>
TT05 - TEXAS TERM DRAINAGE													
State Pool													
TT05-TX TERM Drainage	AR-0027	State Pool	11/01/08	Open	341.13	341.70	341.13	341.70	0.00	0.00	109,774.61	341.13	341.70
State Pool Total					<u>341.13</u>	<u>341.70</u>	<u>341.13</u>	<u>341.70</u>	<u>0.00</u>	<u>0.00</u>	<u>109,774.61</u>	<u>341.13</u>	<u>341.70</u>
TT05 - TEXAS TERM DRAINAGE Total					<u>341.13</u>	<u>341.70</u>	<u>341.13</u>	<u>341.70</u>	<u>0.00</u>	<u>0.00</u>	<u>109,774.61</u>	<u>341.13</u>	<u>341.70</u>
TT00 - TEXAS TERM GENERAL													
State Pool													
TT00-TX TERM General	AR-0022	State Pool	11/01/08	Open	1,031.31	1,033.02	1,031.31	1,033.02	0.00	0.00	10,006,437.87	1,031.31	1,033.02
State Pool Total					<u>1,031.31</u>	<u>1,033.02</u>	<u>1,031.31</u>	<u>1,033.02</u>	<u>0.00</u>	<u>0.00</u>	<u>10,006,437.87</u>	<u>1,031.31</u>	<u>1,033.02</u>
TT00 - TEXAS TERM GENERAL Total					<u>1,031.31</u>	<u>1,033.02</u>	<u>1,031.31</u>	<u>1,033.02</u>	<u>0.00</u>	<u>0.00</u>	<u>10,006,437.87</u>	<u>1,031.31</u>	<u>1,033.02</u>
TT04 - TEXAS TERM ROAD & BRIDGE													
State Pool													
TT04-TX TERM Road & Bridge	AR-0026	State Pool	11/01/08	Open	1,028.26	1,029.97	1,028.26	1,029.97	0.00	0.00	10,463.28	1,028.26	1,029.97
State Pool Total					<u>1,028.26</u>	<u>1,029.97</u>	<u>1,028.26</u>	<u>1,029.97</u>	<u>0.00</u>	<u>0.00</u>	<u>10,463.28</u>	<u>1,028.26</u>	<u>1,029.97</u>
TT04 - TEXAS TERM ROAD & BRIDGE Total					<u>1,028.26</u>	<u>1,029.97</u>	<u>1,028.26</u>	<u>1,029.97</u>	<u>0.00</u>	<u>0.00</u>	<u>10,463.28</u>	<u>1,028.26</u>	<u>1,029.97</u>
TT02 - TEXAS TERM TOLL OPERATIONS													
State Pool													
TT02-TX TERM Toll Rd. Operation	AR-0024	State Pool	11/01/08	Open	1,030.14	1,031.85	1,030.14	1,031.85	0.00	0.00	0.00	1,030.14	1,031.85
State Pool Total					<u>1,030.14</u>	<u>1,031.85</u>	<u>1,030.14</u>	<u>1,031.85</u>	<u>0.00</u>	<u>0.00</u>	<u>0.00</u>	<u>1,030.14</u>	<u>1,031.85</u>
TT02 - TEXAS TERM TOLL OPERATIONS Total					<u>1,030.14</u>	<u>1,031.85</u>	<u>1,030.14</u>	<u>1,031.85</u>	<u>0.00</u>	<u>0.00</u>	<u>0.00</u>	<u>1,030.14</u>	<u>1,031.85</u>
09 - Temporary Holding													
FFCB													
3133EGJX4	16-0004	FFCB 1.08 07/05/19	07/05/16	Open	8,500,000.00	8,500,000.00	8,384,145.00	8,387,970.00	0.00	0.00	8,500,000.00	8,500,000.00	8,500,000.00

Portfolio Position

Ft. Bend County

Effective Interest - Actual Life
Receipts in Period
07/01/18 - 07/31/18

CUSIP	Invest Number	Security Description	Purchase Date	Call Date	Par Value On 07/01/18	Par Value On 07/31/18	Market Val On 07/01/18	Market Val On 07/31/18	Purchase Cost	Sales Proceeds	Original Princ/Cost	Amor Value On 07/01/18	Amor Value On 07/31/18
FFCB Total					8,500,000.00	8,500,000.00	8,384,145.00	8,387,970.00	0.00	0.00	8,500,000.00	8,500,000.00	8,500,000.00
Money Market													
Prosperity-Money Market Accts.	AR-0009	Money Market	11/30/03	Open	0.00	0.00	0.00	0.00	0.00	0.00	0.00	0.00	0.00
Money Market Total					0.00	0.00	0.00	0.00	0.00	0.00	0.00	0.00	0.00
09 - Temporary Holding Total					8,500,000.00	8,500,000.00	8,384,145.00	8,387,970.00	0.00	0.00	8,500,000.00	8,500,000.00	8,500,000.00
Combined Port													
FFCB													
3133EGJX4	16-0004	FFCB 1.08 07/05/19	07/05/16	Open	8,500,000.00	8,500,000.00	8,384,145.00	8,387,970.00	0.00	0.00	8,500,000.00	8,500,000.00	8,500,000.00
FFCB Total					8,500,000.00	8,500,000.00	8,384,145.00	8,387,970.00	0.00	0.00	8,500,000.00	8,500,000.00	8,500,000.00
Money Market													
Prosperity-Money Market Accts.	AR-0009	Money Market	11/30/03	Open	385,082,038.30	352,259,229.26	385,082,038.30	352,259,229.26	0.00	0.00	12,505,577.66	385,082,038.30	352,259,229.26
Money Market Total					385,082,038.30	352,259,229.26	385,082,038.30	352,259,229.26	0.00	0.00	12,505,577.66	385,082,038.30	352,259,229.26
State Pool													
LOG1-Logic- General	AR-0028	State Pool	11/10/08	Open	5,437,366.59	5,447,410.49	5,437,366.59	5,447,410.49	0.00	0.00	10,000,000.00	5,437,366.59	5,447,410.49
LOG2-Logic-Toll Rd. Operations	AR-0029	State Pool	11/10/08	Open	1,043.67	1,045.57	1,043.67	1,045.57	0.00	0.00	2,000,000.00	1,043.67	1,045.57
LOG5-Logic-Drainage	AR-0032	State Pool	11/10/08	Open	1,037.16	1,039.05	1,037.16	1,039.05	0.00	0.00	500,000.00	1,037.16	1,039.05
LOG8-Logic-Road & Bridge	AR-0035	State Pool	11/10/08	Open	1,037.58	1,039.47	1,037.58	1,039.47	0.00	0.00	1,000,000.00	1,037.58	1,039.47
MB02-MBIA General	AR-0015	State Pool	11/01/08	Open	7,629,731.06	7,644,193.35	7,629,731.06	7,644,193.35	0.00	0.00	17,374,917.83	7,629,731.06	7,644,193.35
MB03-MBIA Road & Bridge	AR-0016	State Pool	11/01/08	Open	51,625.38	51,723.23	51,625.38	51,723.23	0.00	0.00	2,856,438.24	51,625.38	51,723.23
MB04-MBIA Drainage	AR-0017	State Pool	11/01/08	Open	740,611.52	742,015.36	740,611.52	742,015.36	0.00	0.00	1,267,218.21	740,611.52	742,015.36
MB06-MBIA Toll Rd. Operations	AR-0019	State Pool	11/01/08	Open	8,489,216.38	8,505,307.84	8,489,216.38	8,505,307.84	0.00	0.00	3,143,377.27	8,489,216.38	8,505,307.84
MB12-MBIA ESD 100 AGREEMENT	AR-0041	State Pool	08/31/16	Open	945,075.64	946,867.02	945,075.64	946,867.02	0.00	0.00	3,900,000.00	945,075.64	946,867.02
MB13-MBIA ASSISTANCE DIST #1	AR-0042	State Pool	08/31/16	Open	87,340.40	87,505.97	87,340.40	87,505.97	0.00	0.00	10,000,000.00	87,340.40	87,505.97
MB14-MBIA GR PARKWAY OPERATIONS	AR-0043	State Pool	08/31/16	Open	4,631,614.16	4,640,393.46	4,631,614.16	4,640,393.46	0.00	0.00	8,500,000.00	4,631,614.16	4,640,393.46
MB15-FACILITIES BONDS 2016	AR-0044	State Pool	08/31/16	Open	227,381.90	0.00	227,381.90	0.00	0.00	0.00	30,000,000.00	227,381.90	0.00
MB16-MOBILITY BONDS 2016	AR-0045	State Pool	08/31/16	Open	189,505.73	0.00	189,505.73	0.00	0.00	0.00	30,000,000.00	189,505.73	0.00
TT00-TX TERM General	AR-0022	State Pool	11/01/08	Open	1,031.31	1,033.02	1,031.31	1,033.02	0.00	0.00	10,006,437.87	1,031.31	1,033.02
TT02-TX TERM Toll Rd. Operation	AR-0024	State Pool	11/01/08	Open	1,030.14	1,031.85	1,030.14	1,031.85	0.00	0.00	0.00	1,030.14	1,031.85
TT04-TX TERM Road & Bridge	AR-0026	State Pool	11/01/08	Open	1,028.26	1,029.97	1,028.26	1,029.97	0.00	0.00	10,463.28	1,028.26	1,029.97
TT05-TX TERM Drainage	AR-0027	State Pool	11/01/08	Open	341.13	341.70	341.13	341.70	0.00	0.00	109,774.61	341.13	341.70
State Pool Total					28,436,018.01	28,071,977.35	28,436,018.01	28,071,977.35	0.00	0.00	130,668,627.31	28,436,018.01	28,071,977.35
Combined Port Total					422,018,056.31	388,831,206.61	421,902,201.31	388,719,176.61	0.00	0.00	151,674,204.97	422,018,056.31	388,831,206.61

Earnings and Yields Summary

Ft. Bend County

Effective Interest - Actual Life

Receipts in Period

07/01/18 - 07/31/18

7

Security Description	07/01/18 07/07/18	07/08/18 07/14/18	07/15/18 07/21/18	07/22/18 07/28/18	07/29/18 07/31/18	07/01/18 07/31/18
Combined Port						
FFCB	1,785.00	1,785.00	1,785.00	1,785.00	765.00	7,905.00
Money Market	154,883.59	154,883.59	154,883.58	154,883.58	64,498.90	684,033.24
State Pool	<u>12,100.61</u>	<u>12,045.24</u>	<u>12,003.72</u>	<u>12,003.72</u>	<u>5,179.42</u>	<u>53,332.71</u>
Port Total	<u>168,769.20</u>	<u>168,713.83</u>	<u>168,672.30</u>	<u>168,672.30</u>	<u>70,443.32</u>	<u>745,270.95</u>
Combined Port						
FFCB	1.0800	1.0800	1.0800	1.0800	1.0800	1.0800
Money Market	2.0972	2.0972	2.0972	2.0972	2.0987	2.0974
State Pool	<u>2.2189</u>	<u>2.2189</u>	<u>2.2189</u>	<u>2.2189</u>	<u>2.2379</u>	<u>2.2207</u>
Port Total	<u>2.0847</u>	<u>2.0846</u>	<u>2.0846</u>	<u>2.0846</u>	<u>2.0869</u>	<u>2.0848</u>

Maturity Aging
Ft. Bend County
 Effective Interest - Actual Life
 Receipts in Period
 07/31/18

CUSIP	Invest Number	Security Description	Purchase Date	Days to Maturity	Yield Matur
Cash / Money Market					
LOG1-Logic- General	AR-0028	State Pool	11/10/08	0	2.1750
LOG2-Logic-Toll Rd.Operations	AR-0029	State Pool	11/10/08	0	2.1750
LOG5-Logic-Drainage	AR-0032	State Pool	11/10/08	0	2.1750
LOG8-Logic-Road & Bridge	AR-0035	State Pool	11/10/08	0	2.1750
MB02-MBIA General	AR-0015	State Pool	11/01/08	0	2.2400
MB03-MBIA Road & Bridge	AR-0016	State Pool	11/01/08	0	2.2400
MB04-MBIA Drainage	AR-0017	State Pool	11/01/08	0	2.2400
MB06-MBIA Toll Rd. Operations	AR-0019	State Pool	11/01/08	0	2.2400
MB12-MBIA ESD 100 AGREEMENT	AR-0041	State Pool	08/31/16	0	2.2400
MB13-MBIA ASSISTANCE DIST #1	AR-0042	State Pool	08/31/16	0	2.2400
MB14-MBIA GR PARKWAY OPERATIONS	AR-0043	State Pool	08/31/16	0	2.2400
MB15-FACILITIES BONDS 2016	AR-0044	State Pool	08/31/16	0	2.2400
MB16-MOBILITY BONDS 2016	AR-0045	State Pool	08/31/16	0	2.2400
Prosperity-Money Market Accts.	AR-0009	Money Market	11/30/03	0	2.2260
TT00-TX TERM General	AR-0022	State Pool	11/01/08	0	1.9600
TT02-TX TERM Toll Rd. Operation	AR-0024	State Pool	11/01/08	0	1.9600
TT04-TX TERM Road & Bridge	AR-0026	State Pool	11/01/08	0	1.9600
TT05-TX TERM Drainage	AR-0027	State Pool	11/01/08	0	1.9600
Cash / Money Market Total				<u>0</u>	<u>2.2261</u>
181 - 364 Days					
3133EGJX4	16-0004	FFCB 1.08 07/05/19	07/05/16	<u>339</u>	<u>1.0800</u>
181 - 364 Days Total				<u>339</u>	<u>1.0800</u>
Investment Total				<u>8</u>	<u>2.2007</u>

Activity Statement
Ft. Bend County
Effective Interest - Actual Life
Receipts in Period
07/01/18 - 07/31/18

Purchase Date	Sale Date	CUSIP	Invest Number	Security Description	Amor Value On 07/01/18	Changes In Principal	Purchase Cost	Sales Proceeds	Purchased Interest	Int/Div Rec In the Perd	Amor Value On 07/31/18	
FFCB												
07/05/16	Open	3133EGJX4	16-0004	FFCB 1.08 07/05/19	8,500,000.00	0.00	0.00	0.00	0.00	0.00	8,500,000.00	
FFCB Total					8,500,000.00	0.00	0.00	0.00	0.00	0.00	8,500,000.00	
Money Market												
11/30/03	Open	Prosperity-Money Market Accts.		AR-0009	Money Market	385,082,038.30	-32,822,809.04	0.00	0.00	0.00	684,033.24	352,259,229.26
Money Market Total					385,082,038.30	-32,822,809.04	0.00	0.00	0.00	684,033.24	352,259,229.26	
State Pool												
11/01/08	Open	MB02-MBIA General		AR-0015	State Pool	7,629,731.06	14,462.29	0.00	0.00	0.00	14,462.29	7,644,193.35
11/01/08	Open	MB03-MBIA Road & Bridge		AR-0016	State Pool	51,625.38	97.85	0.00	0.00	0.00	97.85	51,723.23
11/01/08	Open	MB04-MBIA Drainage		AR-0017	State Pool	740,611.52	1,403.84	0.00	0.00	0.00	1,403.84	742,015.36
11/01/08	Open	MB06-MBIA Toll Rd. Operations		AR-0019	State Pool	8,489,216.38	16,091.46	0.00	0.00	0.00	16,091.46	8,505,307.84
11/01/08	Open	TT00-TX TERM General		AR-0022	State Pool	1,031.31	1.71	0.00	0.00	0.00	1.71	1,033.02
11/01/08	Open	TT02-TX TERM Toll Rd. Operation		AR-0024	State Pool	1,030.14	1.71	0.00	0.00	0.00	1.71	1,031.85
11/01/08	Open	TT04-TX TERM Road & Bridge		AR-0026	State Pool	1,028.26	1.71	0.00	0.00	0.00	1.71	1,029.97
11/01/08	Open	TT05-TX TERM Drainage		AR-0027	State Pool	341.13	0.57	0.00	0.00	0.00	0.57	341.70
11/10/08	Open	LOG1-Logic- General		AR-0028	State Pool	5,437,366.59	10,043.90	0.00	0.00	0.00	10,043.90	5,447,410.49
11/10/08	Open	LOG2-Logic-Toll Rd.Operations		AR-0029	State Pool	1,043.67	1.90	0.00	0.00	0.00	1.90	1,045.57
11/10/08	Open	LOG5-Logic-Drainage		AR-0032	State Pool	1,037.16	1.89	0.00	0.00	0.00	1.89	1,039.05
11/10/08	Open	LOG8-Logic-Road & Bridge		AR-0035	State Pool	1,037.58	1.89	0.00	0.00	0.00	1.89	1,039.47
08/31/16	Open	MB12-MBIA ESD 100 AGREEMENT		AR-0041	State Pool	945,075.64	1,791.38	0.00	0.00	0.00	1,791.38	946,867.02
08/31/16	Open	MB13-MBIA ASSISTANCE DIST #1		AR-0042	State Pool	87,340.40	165.57	0.00	0.00	0.00	165.57	87,505.97
08/31/16	Open	MB14-MBIA GR PARKWAY OPERATIONS		AR-0043	State Pool	4,631,614.16	8,779.30	0.00	0.00	0.00	8,779.30	4,640,393.46
08/31/16	Open	MB15-FACILITIES BONDS 2016		AR-0044	State Pool	227,381.90	-227,381.90	0.00	0.00	0.00	138.15	0.00
08/31/16	Open	MB16-MOBILITY BONDS 2016		AR-0045	State Pool	189,505.73	-189,505.73	0.00	0.00	0.00	347.59	0.00
State Pool Total					28,436,018.01	-364,040.66	0.00	0.00	0.00	53,332.71	28,071,977.35	
Investment Total					422,018,056.31	-33,186,849.70	0.00	0.00	0.00	737,365.95	388,831,206.61	

Interest Accrual
Ft. Bend County
Effective Interest - Actual Life
Receipts in Period
07/01/18 - 07/31/18

10

CUSIP	Invest Number	Security Description	Purchase Date	Sale Date	Yield Earned	Ending Par Val/Shares	Ending Amor Val/Cost	Purchased Interest	Int/Div Rec In the Perd	Int/Div Accrued In the Perd	PTD Purch Received	Int/Div Rec Purch/Date	Int/Div Accrued Purch/Date
09 - Temporary Holding													
FFCB													
3133EGJX4	16-0004	FFCB 1.08 07/05/19	07/05/16	Open	<u>1.0800</u>	<u>8,500,000.00</u>	<u>8,500,000.00</u>	<u>0.00</u>	<u>0.00</u>	<u>7,905.00</u>	<u>0.00</u>	<u>0.00</u>	<u>193,035.00</u>
FFCB Total					1.0800	8,500,000.00	8,500,000.00	0.00	0.00	7,905.00	0.00	0.00	193,035.00
Money Market													
Prosperity-Money Market Accts.	AR-0009	Money Market	11/30/03	Open	<u>0.0000</u>	<u>0.00</u>	<u>0.00</u>	<u>0.00</u>	<u>0.00</u>	<u>0.00</u>	<u>0.00</u>	<u>0.00</u>	<u>0.00</u>
Money Market Total					0.0000	0.00	0.00	0.00	0.00	0.00	0.00	0.00	0.00
09 - Temporary Holding Total					1.0800	8,500,000.00	8,500,000.00	0.00	0.00	7,905.00	0.00	0.00	193,035.00
130 - Assistance Dist #1													
State Pool													
MB13-MBIA ASSISTANCE DIST #1	AR-0042	State Pool	08/31/16	Open	<u>2.2319</u>	<u>87,505.97</u>	<u>87,505.97</u>	<u>0.00</u>	<u>165.57</u>	<u>0.00</u>	<u>0.00</u>	<u>87,505.97</u>	<u>0.00</u>
State Pool Total					2.2319	87,505.97	87,505.97	0.00	165.57	0.00	0.00	87,505.97	0.00
130 - Assistance Dist #1 Total					2.2319	87,505.97	87,505.97	0.00	165.57	0.00	0.00	87,505.97	0.00
145 - ESD 100 Agreement													
State Pool													
MB12-MBIA ESD 100 AGREEMENT	AR-0041	State Pool	08/31/16	Open	<u>2.2316</u>	<u>946,867.02</u>	<u>946,867.02</u>	<u>0.00</u>	<u>1,791.38</u>	<u>0.00</u>	<u>0.00</u>	<u>46,867.02</u>	<u>0.00</u>
State Pool Total					2.2316	946,867.02	946,867.02	0.00	1,791.38	0.00	0.00	46,867.02	0.00
145 - ESD 100 Agreement Total					2.2316	946,867.02	946,867.02	0.00	1,791.38	0.00	0.00	46,867.02	0.00
742 - Facilities Bond Projects 2016													
State Pool													
MB15-FACILITIES BONDS 2016	AR-0044	State Pool	08/31/16	Open	<u>2.2203</u>	<u>0.00</u>	<u>0.00</u>	<u>0.00</u>	<u>138.15</u>	<u>0.00</u>	<u>0.00</u>	<u>227,500.72</u>	<u>0.00</u>
State Pool Total					2.2203	0.00	0.00	0.00	138.15	0.00	0.00	227,500.72	0.00
742 - Facilities Bond Projects 2016 Total					2.2203	0.00	0.00	0.00	138.15	0.00	0.00	227,500.72	0.00
744 - Mobility Project Bonds 2016													
State Pool													
MB16-MOBILITY BONDS 2016	AR-0045	State Pool	08/31/16	Open	<u>2.2316</u>	<u>0.00</u>	<u>0.00</u>	<u>0.00</u>	<u>347.59</u>	<u>0.00</u>	<u>0.00</u>	<u>189,853.32</u>	<u>0.00</u>
State Pool Total					2.2316	0.00	0.00	0.00	347.59	0.00	0.00	189,853.32	0.00
744 - Mobility Project Bonds 2016 Total					2.2316	0.00	0.00	0.00	347.59	0.00	0.00	189,853.32	0.00
810 - FBC Toll Road Operations													
State Pool													
TT02-TX TERM Toll Rd. Operation	AR-0024	State Pool	11/01/08	Open	<u>0.0000</u>	<u>0.00</u>	<u>0.00</u>	<u>0.00</u>	<u>0.00</u>	<u>0.00</u>	<u>0.00</u>	<u>0.00</u>	<u>0.00</u>
State Pool Total					0.0000	0.00	0.00	0.00	0.00	0.00	0.00	0.00	0.00
810 - FBC Toll Road Operations Total					0.0000	0.00	0.00	0.00	0.00	0.00	0.00	0.00	0.00
815 - Grand Parkway Operations													
State Pool													
MB14-MBIA GR PARKWAY OPERATIONS	AR-0043	State Pool	08/31/16	Open	<u>2.2317</u>	<u>4,640,393.46</u>	<u>4,640,393.46</u>	<u>0.00</u>	<u>8,779.30</u>	<u>0.00</u>	<u>0.00</u>	<u>140,387.98</u>	<u>0.00</u>
State Pool Total					2.2317	4,640,393.46	4,640,393.46	0.00	8,779.30	0.00	0.00	140,387.98	0.00
815 - Grand Parkway Operations Total					2.2317	4,640,393.46	4,640,393.46	0.00	8,779.30	0.00	0.00	140,387.98	0.00
LOG1 - LOGIC GENERAL													
State Pool													
LOG1-Logic- General	AR-0028	State Pool	11/10/08	Open	<u>2.1748</u>	<u>5,447,410.49</u>	<u>5,447,410.49</u>	<u>0.00</u>	<u>10,043.90</u>	<u>0.00</u>	<u>0.00</u>	<u>517,843.47</u>	<u>0.00</u>
State Pool Total					2.1748	5,447,410.49	5,447,410.49	0.00	10,043.90	0.00	0.00	517,843.47	0.00
LOG1 - LOGIC GENERAL Total					2.1748	5,447,410.49	5,447,410.49	0.00	10,043.90	0.00	0.00	517,843.47	0.00
LOG2 - LOGIC TOLL OPERATIONS													
State Pool													
LOG2-Logic-Toll Rd.Operations	AR-0029	State Pool	11/10/08	Open	<u>2.1434</u>	<u>1,045.57</u>	<u>1,045.57</u>	<u>0.00</u>	<u>1.90</u>	<u>0.00</u>	<u>0.00</u>	<u>62,376.65</u>	<u>0.00</u>

Interest Accrual
Ft. Bend County
Effective Interest - Actual Life
Receipts in Period
07/01/18 - 07/31/18

CUSIP	Invest Number	Security Description	Purchase Date	Sale Date	Yield Earned	Ending Par Val/Shares	Ending Amor Val/Cost	Purchased Interest	Int/Div Rec In the Perd	Int/Div Accrued In the Perd	PTD Purch Received	Int/Div Rec Purch/Date	Int/Div Accrued Purch/Date
State Pool Total					<u>2.1434</u>	<u>1,045.57</u>	<u>1,045.57</u>	<u>0.00</u>	<u>1.90</u>	<u>0.00</u>	<u>0.00</u>	<u>62,376.65</u>	<u>0.00</u>
LOG2 - LOGIC TOLL OPERATIONS Total					<u>2.1434</u>	<u>1,045.57</u>	<u>1,045.57</u>	<u>0.00</u>	<u>1.90</u>	<u>0.00</u>	<u>0.00</u>	<u>62,376.65</u>	<u>0.00</u>
LOG5 - LOGIC DRAINAGE													
State Pool													
LOG5-Logic-Drainage	AR-0032	State Pool	11/10/08	Open	2.1455	1,039.05	1,039.05	0.00	1.89	0.00	0.00	3,282.82	0.00
State Pool Total					<u>2.1455</u>	<u>1,039.05</u>	<u>1,039.05</u>	<u>0.00</u>	<u>1.89</u>	<u>0.00</u>	<u>0.00</u>	<u>3,282.82</u>	<u>0.00</u>
LOG5 - LOGIC DRAINAGE Total					<u>2.1455</u>	<u>1,039.05</u>	<u>1,039.05</u>	<u>0.00</u>	<u>1.89</u>	<u>0.00</u>	<u>0.00</u>	<u>3,282.82</u>	<u>0.00</u>
LOG8 - LOGIC ROAD & BRIDGE													
State Pool													
LOG8-Logic-Road & Bridge	AR-0035	State Pool	11/10/08	Open	2.1446	1,039.47	1,039.47	0.00	1.89	0.00	0.00	6,526.99	0.00
State Pool Total					<u>2.1446</u>	<u>1,039.47</u>	<u>1,039.47</u>	<u>0.00</u>	<u>1.89</u>	<u>0.00</u>	<u>0.00</u>	<u>6,526.99</u>	<u>0.00</u>
LOG8 - LOGIC ROAD & BRIDGE Total					<u>2.1446</u>	<u>1,039.47</u>	<u>1,039.47</u>	<u>0.00</u>	<u>1.89</u>	<u>0.00</u>	<u>0.00</u>	<u>6,526.99</u>	<u>0.00</u>
MB02 - MBIA GENERAL													
State Pool													
MB02-MBIA General	AR-0015	State Pool	11/01/08	Open	2.2318	7,644,193.35	7,644,193.35	0.00	14,462.29	0.00	0.00	373,543.72	0.00
State Pool Total					<u>2.2318</u>	<u>7,644,193.35</u>	<u>7,644,193.35</u>	<u>0.00</u>	<u>14,462.29</u>	<u>0.00</u>	<u>0.00</u>	<u>373,543.72</u>	<u>0.00</u>
MB02 - MBIA GENERAL Total					<u>2.2318</u>	<u>7,644,193.35</u>	<u>7,644,193.35</u>	<u>0.00</u>	<u>14,462.29</u>	<u>0.00</u>	<u>0.00</u>	<u>373,543.72</u>	<u>0.00</u>
MB03 - MBIA ROAD & BRIDGE													
State Pool													
MB03-MBIA Road & Bridge	AR-0016	State Pool	11/01/08	Open	2.2315	51,723.23	51,723.23	0.00	97.85	0.00	0.00	92,462.38	0.00
State Pool Total					<u>2.2315</u>	<u>51,723.23</u>	<u>51,723.23</u>	<u>0.00</u>	<u>97.85</u>	<u>0.00</u>	<u>0.00</u>	<u>92,462.38</u>	<u>0.00</u>
MB03 - MBIA ROAD & BRIDGE Total					<u>2.2315</u>	<u>51,723.23</u>	<u>51,723.23</u>	<u>0.00</u>	<u>97.85</u>	<u>0.00</u>	<u>0.00</u>	<u>92,462.38</u>	<u>0.00</u>
MB04 - MBIA DRAINAGE													
State Pool													
MB04-MBIA Drainage	AR-0017	State Pool	11/01/08	Open	2.2317	742,015.36	742,015.36	0.00	1,403.84	0.00	0.00	99,343.27	0.00
State Pool Total					<u>2.2317</u>	<u>742,015.36</u>	<u>742,015.36</u>	<u>0.00</u>	<u>1,403.84</u>	<u>0.00</u>	<u>0.00</u>	<u>99,343.27</u>	<u>0.00</u>
MB04 - MBIA DRAINAGE Total					<u>2.2317</u>	<u>742,015.36</u>	<u>742,015.36</u>	<u>0.00</u>	<u>1,403.84</u>	<u>0.00</u>	<u>0.00</u>	<u>99,343.27</u>	<u>0.00</u>
MB06 - MBIA TOLL RD OPERATIONS													
State Pool													
MB06-MBIA Toll Rd. Operations	AR-0019	State Pool	11/01/08	Open	2.2317	8,505,307.84	8,505,307.84	0.00	16,091.46	0.00	0.00	221,244.64	0.00
State Pool Total					<u>2.2317</u>	<u>8,505,307.84</u>	<u>8,505,307.84</u>	<u>0.00</u>	<u>16,091.46</u>	<u>0.00</u>	<u>0.00</u>	<u>221,244.64</u>	<u>0.00</u>
MB06 - MBIA TOLL RD OPERATIONS Total					<u>2.2317</u>	<u>8,505,307.84</u>	<u>8,505,307.84</u>	<u>0.00</u>	<u>16,091.46</u>	<u>0.00</u>	<u>0.00</u>	<u>221,244.64</u>	<u>0.00</u>
PROS - Prosperity Money Mkt. Accts.													
Money Market													
Prosperity-Money Market Accts.	AR-0009	Money Market	11/30/03	Open	2.0974	352,259,229.26	352,259,229.26	0.00	684,033.24	0.00	0.00	32,502,808.30	0.00
Money Market Total					<u>2.0974</u>	<u>352,259,229.26</u>	<u>352,259,229.26</u>	<u>0.00</u>	<u>684,033.24</u>	<u>0.00</u>	<u>0.00</u>	<u>32,502,808.30</u>	<u>0.00</u>
PROS - Prosperity Money Mkt. Accts. Total					<u>2.0974</u>	<u>352,259,229.26</u>	<u>352,259,229.26</u>	<u>0.00</u>	<u>684,033.24</u>	<u>0.00</u>	<u>0.00</u>	<u>32,502,808.30</u>	<u>0.00</u>
TT00 - TEXAS TERM GENERAL													
State Pool													
TT00-TX TERM General	AR-0022	State Pool	11/01/08	Open	1.9522	1,033.02	1,033.02	0.00	1.71	0.00	0.00	21,417.79	0.00
State Pool Total					<u>1.9522</u>	<u>1,033.02</u>	<u>1,033.02</u>	<u>0.00</u>	<u>1.71</u>	<u>0.00</u>	<u>0.00</u>	<u>21,417.79</u>	<u>0.00</u>
TT00 - TEXAS TERM GENERAL Total					<u>1.9522</u>	<u>1,033.02</u>	<u>1,033.02</u>	<u>0.00</u>	<u>1.71</u>	<u>0.00</u>	<u>0.00</u>	<u>21,417.79</u>	<u>0.00</u>
TT02 - TEXAS TERM TOLL OPERATIONS													
State Pool													
TT02-TX TERM Toll Rd. Operation	AR-0024	State Pool	11/01/08	Open	1.9544	1,031.85	1,031.85	0.00	1.71	0.00	0.00	17,961.75	0.00
State Pool Total					<u>1.9544</u>	<u>1,031.85</u>	<u>1,031.85</u>	<u>0.00</u>	<u>1.71</u>	<u>0.00</u>	<u>0.00</u>	<u>17,961.75</u>	<u>0.00</u>

Interest Accrual
Ft. Bend County
 Effective Interest - Actual Life
 Receipts in Period
 07/01/18 - 07/31/18

CUSIP	Invest Number	Security Description	Purchase Date	Sale Date	Yield Earned	Ending Par Val/Shares	Ending Amor Val/Cost	Purchased Interest	Int/Div Rec In the Perd	Int/Div Accrued In the Perd	PTD Purch Received	Int/Div Rec Purch/Date	Int/Div Accrued Purch/Date
TT02 - TEXAS TERM TOLL OPERATIONS Total					<u>1.9544</u>	<u>1,031.85</u>	<u>1,031.85</u>	<u>0.00</u>	<u>1.71</u>	<u>0.00</u>	<u>0.00</u>	<u>17,961.75</u>	<u>0.00</u>
TT04 - TEXAS TERM ROAD & BRIDGE													
State Pool													
TT04-TX TERM Road & Bridge	AR-0026	State Pool	11/01/08	Open	<u>1.9579</u>	<u>1,029.97</u>	<u>1,029.97</u>	<u>0.00</u>	<u>1.71</u>	<u>0.00</u>	<u>0.00</u>	<u>8,237.25</u>	<u>0.00</u>
State Pool Total					<u>1.9579</u>	<u>1,029.97</u>	<u>1,029.97</u>	<u>0.00</u>	<u>1.71</u>	<u>0.00</u>	<u>0.00</u>	<u>8,237.25</u>	<u>0.00</u>
TT04 - TEXAS TERM ROAD & BRIDGE Total					<u>1.9579</u>	<u>1,029.97</u>	<u>1,029.97</u>	<u>0.00</u>	<u>1.71</u>	<u>0.00</u>	<u>0.00</u>	<u>8,237.25</u>	<u>0.00</u>
TT05 - TEXAS TERM DRAINAGE													
State Pool													
TT05-TX TERM Drainage	AR-0027	State Pool	11/01/08	Open	<u>1.9673</u>	<u>341.70</u>	<u>341.70</u>	<u>0.00</u>	<u>0.57</u>	<u>0.00</u>	<u>0.00</u>	<u>5,020.97</u>	<u>0.00</u>
State Pool Total					<u>1.9673</u>	<u>341.70</u>	<u>341.70</u>	<u>0.00</u>	<u>0.57</u>	<u>0.00</u>	<u>0.00</u>	<u>5,020.97</u>	<u>0.00</u>
TT05 - TEXAS TERM DRAINAGE Total					<u>1.9673</u>	<u>341.70</u>	<u>341.70</u>	<u>0.00</u>	<u>0.57</u>	<u>0.00</u>	<u>0.00</u>	<u>5,020.97</u>	<u>0.00</u>

Premium/Discount Amortization

Ft. Bend County

Effective Interest - Actual Life
 Receipts in Period
 07/01/18 - 07/31/18

13

CUSIP	Invest Number	Security Description	Purchase Date	Amortiz Date	Yield Earned	Beginning Par Val/Shares	Beginning Unamor Val/Cost	Premium Discount	Ending Par Val/Shares	Ending Amor Val/Cost	Unamor Prem/Dscnt	Amortization In the Perd	Amortization Purch/Date
FFCB													
3133EGJX4	16-0004	FFCB 1.08 07/05/19	07/05/16	07/05/19	<u>1.0800</u>	<u>8,500,000.00</u>	<u>8,500,000.00</u>	<u>0.00</u>	<u>8,500,000.00</u>	<u>8,500,000.00</u>	<u>0.00</u>	<u>0.00</u>	<u>0.00</u>
FFCB Total					<u>1.0800</u>	<u>8,500,000.00</u>	<u>8,500,000.00</u>	<u>0.00</u>	<u>8,500,000.00</u>	<u>8,500,000.00</u>	<u>0.00</u>	<u>0.00</u>	<u>0.00</u>
Money Market													
Prosperity-Money Market Accts.	AR-0009	Money Market	11/30/03	Open	<u>2.0974</u>	<u>385,082,038.30</u>	<u>385,082,038.30</u>	<u>0.00</u>	<u>352,259,229.26</u>	<u>352,259,229.26</u>	<u>0.00</u>	<u>0.00</u>	<u>0.00</u>
Money Market Total					<u>2.0974</u>	<u>385,082,038.30</u>	<u>385,082,038.30</u>	<u>0.00</u>	<u>352,259,229.26</u>	<u>352,259,229.26</u>	<u>0.00</u>	<u>0.00</u>	<u>0.00</u>
State Pool													
MB02-MBIA General	AR-0015	State Pool	11/01/08	Open	2.2318	7,629,731.06	7,629,731.06	0.00	7,644,193.35	7,644,193.35	0.00	0.00	0.00
MB03-MBIA Road & Bridge	AR-0016	State Pool	11/01/08	Open	2.2315	51,625.38	51,625.38	0.00	51,723.23	51,723.23	0.00	0.00	0.00
MB04-MBIA Drainage	AR-0017	State Pool	11/01/08	Open	2.2317	740,611.52	740,611.52	0.00	742,015.36	742,015.36	0.00	0.00	0.00
MB06-MBIA Toll Rd. Operations	AR-0019	State Pool	11/01/08	Open	2.2317	8,489,216.38	8,489,216.38	0.00	8,505,307.84	8,505,307.84	0.00	0.00	0.00
TT00-TX TERM General	AR-0022	State Pool	11/01/08	Open	1.9522	1,031.31	1,031.31	0.00	1,033.02	1,033.02	0.00	0.00	0.00
TT02-TX TERM Toll Rd. Operation	AR-0024	State Pool	11/01/08	Open	1.9544	1,030.14	1,030.14	0.00	1,031.85	1,031.85	0.00	0.00	0.00
TT04-TX TERM Road & Bridge	AR-0026	State Pool	11/01/08	Open	1.9579	1,028.26	1,028.26	0.00	1,029.97	1,029.97	0.00	0.00	0.00
TT05-TX TERM Drainage	AR-0027	State Pool	11/01/08	Open	1.9673	341.13	341.13	0.00	341.70	341.70	0.00	0.00	0.00
LOG1-Logic- General	AR-0028	State Pool	11/10/08	Open	2.1748	5,437,366.59	5,437,366.59	0.00	5,447,410.49	5,447,410.49	0.00	0.00	0.00
LOG2-Logic-Toll Rd.Operations	AR-0029	State Pool	11/10/08	Open	2.1434	1,043.67	1,043.67	0.00	1,045.57	1,045.57	0.00	0.00	0.00
LOG5-Logic-Drainage	AR-0032	State Pool	11/10/08	Open	2.1455	1,037.16	1,037.16	0.00	1,039.05	1,039.05	0.00	0.00	0.00
LOG8-Logic-Road & Bridge	AR-0035	State Pool	11/10/08	Open	2.1446	1,037.58	1,037.58	0.00	1,039.47	1,039.47	0.00	0.00	0.00
MB12-MBIA ESD 100 AGREEMENT	AR-0041	State Pool	08/31/16	Open	2.2316	945,075.64	945,075.64	0.00	946,867.02	946,867.02	0.00	0.00	0.00
MB13-MBIA ASSISTANCE DIST #1	AR-0042	State Pool	08/31/16	Open	2.2319	87,340.40	87,340.40	0.00	87,505.97	87,505.97	0.00	0.00	0.00
MB14-MBIA GR PARKWAY OPERATIONS	AR-0043	State Pool	08/31/16	Open	2.2317	4,631,614.16	4,631,614.16	0.00	4,640,393.46	4,640,393.46	0.00	0.00	0.00
MB15-FACILITIES BONDS 2016	AR-0044	State Pool	08/31/16	Open	2.2203	227,381.90	227,381.90	0.00	0.00	0.00	0.00	0.00	0.00
MB16-MOBILITY BONDS 2016	AR-0045	State Pool	08/31/16	Open	<u>2.2316</u>	<u>189,505.73</u>	<u>189,505.73</u>	<u>0.00</u>	<u>0.00</u>	<u>0.00</u>	<u>0.00</u>	<u>0.00</u>	<u>0.00</u>
State Pool Total					<u>2.2207</u>	<u>28,436,018.01</u>	<u>28,436,018.01</u>	<u>0.00</u>	<u>28,071,977.35</u>	<u>28,071,977.35</u>	<u>0.00</u>	<u>0.00</u>	<u>0.00</u>
Investment Total					<u>2.0848</u>	<u>422,018,056.31</u>	<u>422,018,056.31</u>	<u>0.00</u>	<u>388,831,206.61</u>	<u>388,831,206.61</u>	<u>0.00</u>	<u>0.00</u>	<u>0.00</u>

Open Investments

Ft. Bend County

Effective Interest - Actual Life
Receipts in Period
07/31/18


CUSIP	Invest Number	Security Description	Invest Class	Purchase Date	Call Date	Purchase Institut	Safe/Keep Institut	Issuing Institut	Yield Matur	Yield Call	Original Unit Cost	Original Par Val/Shares	Original Princ/Cost	Orig Prem Discount	Ending Unit Price	Ending Par Val/Shares	Ending Amor Val/Cost	Ending Val/Cost	Unamor Prem/Dscnt
FFCB																			
3133EGJX4	16-0004	FFCB 1.08 07/05/19		07/05/16	Open	700	100	None	1.0800	1.0800	1.000000	8,500,000.00	8,500,000.00	0.00	1.000000	8,500,000.00	8,500,000.00		0.00
FFCB Total									<u>1.0800</u>	<u>1.0800</u>	<u>1.000000</u>	<u>8,500,000.00</u>	<u>8,500,000.00</u>	<u>0.00</u>	<u>1.000000</u>	<u>8,500,000.00</u>	<u>8,500,000.00</u>		<u>0.00</u>
Money Market																			
Prosperity-Money Market Accts.	AR-0009	Money Market		11/30/03	Open	100	None	100	2.2260	2.2260	1.000000	12,505,577.66	12,505,577.66	0.00	1.000000	352,259,229.26	352,259,229.26		0.00
Money Market Total									<u>2.2260</u>	<u>2.2260</u>	<u>1.000000</u>	<u>12,505,577.66</u>	<u>12,505,577.66</u>	<u>0.00</u>	<u>1.000000</u>	<u>352,259,229.26</u>	<u>352,259,229.26</u>		<u>0.00</u>
State Pool																			
MB02-MBIA General	AR-0015	State Pool		11/01/08	Open	2000	None	2000	2.2400	2.2400	1.000000	17,374,917.83	17,374,917.83	0.00	1.000000	7,644,193.35	7,644,193.35		0.00
MB03-MBIA Road & Bridge	AR-0016	State Pool		11/01/08	Open	2000	None	2000	2.2400	2.2400	1.000000	2,856,438.24	2,856,438.24	0.00	1.000000	51,723.23	51,723.23		0.00
MB04-MBIA Drainage	AR-0017	State Pool		11/01/08	Open	2000	None	2000	2.2400	2.2400	1.000000	1,267,218.21	1,267,218.21	0.00	1.000000	742,015.36	742,015.36		0.00
MB06-MBIA Toll Rd. Operations	AR-0019	State Pool		11/01/08	Open	2000	None	2000	2.2400	2.2400	1.000000	3,143,377.27	3,143,377.27	0.00	1.000000	8,505,307.84	8,505,307.84		0.00
TT00-TX TERM General	AR-0022	State Pool		11/01/08	Open	2005	None	2005	1.9600	1.9600	1.000000	10,006,437.87	10,006,437.87	0.00	1.000000	1,033.02	1,033.02		0.00
TT02-TX TERM Toll Rd. Operation	AR-0024	State Pool		11/01/08	Open	2005	None	2005	1.9600	1.9600	0.000000	0.00	0.00	0.00	1.000000	1,031.85	1,031.85		0.00
TT04-TX TERM Road & Bridge	AR-0026	State Pool		11/01/08	Open	2005	None	2005	1.9600	1.9600	1.000000	10,463.28	10,463.28	0.00	1.000000	1,029.97	1,029.97		0.00
TT05-TX TERM Drainage	AR-0027	State Pool		11/01/08	Open	2005	None	2005	1.9600	1.9600	1.000000	109,774.61	109,774.61	0.00	1.000000	341.70	341.70		0.00
LOG1-Logic- General	AR-0028	State Pool		11/10/08	Open	200	None	200	2.1750	2.1750	1.000000	10,000,000.00	10,000,000.00	0.00	1.000000	5,447,410.49	5,447,410.49		0.00
LOG2-Logic-Toll Rd.Operations	AR-0029	State Pool		11/10/08	Open	200	None	200	2.1750	2.1750	1.000000	2,000,000.00	2,000,000.00	0.00	1.000000	1,045.57	1,045.57		0.00
LOG5-Logic-Drainage	AR-0032	State Pool		11/10/08	Open	200	None	200	2.1750	2.1750	1.000000	500,000.00	500,000.00	0.00	1.000000	1,039.05	1,039.05		0.00
LOG8-Logic-Road & Bridge	AR-0035	State Pool		11/10/08	Open	200	None	200	2.1750	2.1750	1.000000	1,000,000.00	1,000,000.00	0.00	1.000000	1,039.47	1,039.47		0.00
MB12-MBIA ESD 100 AGREEMENT	AR-0041	State Pool		08/31/16	Open	2000	None	2000	2.2400	2.2400	1.000000	3,900,000.00	3,900,000.00	0.00	1.000000	946,867.02	946,867.02		0.00
MB13-MBIA ASSISTANCE DIST #1	AR-0042	State Pool		08/31/16	Open	2000	None	2000	2.2400	2.2400	1.000000	10,000,000.00	10,000,000.00	0.00	1.000000	87,505.97	87,505.97		0.00
MB14-MBIA GR PARKWAY OPERATIONS	AR-0043	State Pool		08/31/16	Open	2000	None	2000	2.2400	2.2400	1.000000	8,500,000.00	8,500,000.00	0.00	1.000000	4,640,393.46	4,640,393.46		0.00
MB15-FACILITIES BONDS 2016	AR-0044	State Pool		08/31/16	Open	2000	None	2000	2.2400	2.2400	1.000000	30,000,000.00	30,000,000.00	0.00	0.000000	0.00	0.00		0.00
MB16-MOBILITY BONDS 2016	AR-0045	State Pool		08/31/16	Open	2000	None	2000	2.2400	2.2400	1.000000	30,000,000.00	30,000,000.00	0.00	0.000000	0.00	0.00		0.00
State Pool Total									<u>2.2274</u>	<u>2.2274</u>	<u>1.000000</u>	<u>130,668,627.31</u>	<u>130,668,627.31</u>	<u>0.00</u>	<u>1.000000</u>	<u>28,071,977.35</u>	<u>28,071,977.35</u>		<u>0.00</u>
Investment Total									<u>2.2007</u>	<u>2.2007</u>	<u>1.000000</u>	<u>151,674,204.97</u>	<u>151,674,204.97</u>	<u>0.00</u>	<u>1.000000</u>	<u>388,831,206.61</u>	<u>388,831,206.61</u>		<u>0.00</u>

Open Investments

Ft. Bend County

Effective Interest - Actual Life
Receipts in Period
07/31/18

Showing Ending Par Val/Shares: \$388,831,206.61



FBC INVESTMENT TRAILING 12 MONTHS

Open Investments		FARMERS MAC DN	FFCB	FHLB	FHLMC	FNMA	FNMA DISCOUNT NOTE	State Pool	Prosperity Money Market	Prosperity - Invst. Acct.
\$ 445,969,515	7/31/2017	\$ -	\$ 8,500,000	\$ -	\$ 30,502,922	\$ -	\$ -	\$ 43,119,051	\$ 363,847,542	\$ -
\$ 390,497,782	8/31/2017	\$ -	\$ 8,500,000	\$ -	\$ 30,502,569	\$ -	\$ -	\$ 43,164,659	\$ 308,330,554	\$ -
\$ 363,468,655	9/30/2017	\$ -	\$ 8,500,000	\$ -	\$ 30,502,217	\$ -	\$ -	\$ 43,209,454	\$ 281,256,984	\$ -
\$ 332,060,484	10/31/2017	\$ -	\$ 8,500,000	\$ -	\$ 30,500,000	\$ -	\$ -	\$ 43,256,292	\$ 249,804,192	\$ -
\$ 303,062,222	11/30/2017	\$ -	\$ 8,500,000	\$ -	\$ 30,500,000	\$ -	\$ -	\$ 28,144,030	\$ 235,918,192	\$ -
\$ 324,697,772	12/31/2017	\$ -	\$ 8,500,000	\$ -	\$ 20,500,000	\$ -	\$ -	\$ 28,177,460	\$ 267,520,312	\$ -
\$ 457,666,529	1/31/2018	\$ -	\$ 8,500,000	\$ -	\$ 20,500,000	\$ -	\$ -	\$ 28,214,482	\$ 400,452,047	\$ -
\$ 736,150,848	2/28/2018	\$ -	\$ 8,500,000	\$ -	\$ 20,500,000	\$ -	\$ -	\$ 28,249,394	\$ 678,901,454	\$ -
\$ 489,028,633	3/31/2018	\$ -	\$ 8,500,000	\$ -	\$ 20,500,000	\$ -	\$ -	\$ 28,291,247	\$ 431,737,386	\$ -
\$ 457,215,993	4/30/2018	\$ -	\$ 8,500,000	\$ -	\$ 14,500,000	\$ -	\$ -	\$ 28,336,426	\$ 405,879,567	\$ -
\$ 435,160,517	5/31/2018	\$ -	\$ 8,500,000	\$ -	\$ 14,500,000	\$ -	\$ -	\$ 28,385,866	\$ 383,774,651	\$ -
\$ 422,018,056	6/30/2018	\$ -	\$ 8,500,000	\$ -	\$ -	\$ -	\$ -	\$ 28,436,018	\$ 385,082,038	\$ -
\$ 388,831,206	7/31/2018	\$ -	\$ 8,500,000	\$ -	\$ -	\$ -	\$ -	\$ 28,071,977	\$ 352,259,229	\$ -

Wendt, Sandra

From: Laura Turner (111) <Laura.Turner@prosperitybankusa.com>
Sent: Thursday, July 12, 2018 5:45 PM
To: Brogdon, Jennifer; Segura, Maria; Elster, Melissa; Schultz, Patsy; Wendt, Sandra
Subject: July Interest Rate

CAUTION: This email originated from outside of the organization. Do not click links or open attachments unless you recognize the sender and know the content is safe.

In accordance to the Depository bid, the variable interest rate for the month of July will reflect the change in the 91 day T-bill rate. The 91 day T-bill investment rate is 1.936%. Rate paid will be 2.226% (1.936% + .29) on the General Fund and all other accounts.

Sorry for the delay in getting this out.

Thank you!

Laura

Laura Turner

Assistant Vice President

Lending Assistant

Sugar Land Banking Center

14060 Southwest Freeway

Sugar Land, TX 77478

Phone: 281-269-7200

Direct: 281-269-7254

Fax: 281-269-7108

Shoretel: 37254

Email: laura.turner@prosperitybankusa.com

NYSE: PB



Handy information should the need arise.....

281-242-4762 Fastline

1.866.985.2273 To Activate & Pin your Debit Card



Daily Rates

July 2018

TXCLASS

AVERAGE MONTHLY YIELD: 2.24%

Date	Dividend Rate	Daily Yield
01-Jul-18	0.000060688	2.22%
02-Jul-18	0.000060688	2.22%
03-Jul-18	0.000060688	2.22%
04-Jul-18	0.000060688	2.22%
05-Jul-18	0.000060688	2.22%
06-Jul-18	0.000060689	2.22%
07-Jul-18	0.000060689	2.22%
08-Jul-18	0.000060689	2.22%
09-Jul-18	0.000060962	2.23%
10-Jul-18	0.000060962	2.23%
11-Jul-18	0.000060962	2.23%
12-Jul-18	0.000060962	2.23%
13-Jul-18	0.000061236	2.24%
14-Jul-18	0.000061236	2.24%
15-Jul-18	0.000061236	2.24%
16-Jul-18	0.000061101	2.23%
17-Jul-18	0.000061142	2.23%
18-Jul-18	0.000061417	2.24%
19-Jul-18	0.000061337	2.24%
20-Jul-18	0.000061315	2.24%
21-Jul-18	0.000061315	2.24%
22-Jul-18	0.000061315	2.24%
23-Jul-18	0.000061325	2.24%
24-Jul-18	0.000061285	2.24%
25-Jul-18	0.000061369	2.24%
26-Jul-18	0.000061364	2.24%
27-Jul-18	0.000061292	2.24%
28-Jul-18	0.000061292	2.24%
29-Jul-18	0.000061292	2.24%
30-Jul-18	0.000061381	2.24%
31-Jul-18	0.000061236	2.24%

Current Rates:

As of July 31, 2018

Current Yield¹

1.96%

Historical Rates

Monthly Distribution Yields²

	<u>2009</u>	<u>2010</u>	<u>2011</u>	<u>2012</u>	<u>2013</u>	<u>2014</u>	<u>2015</u>	<u>2016</u>	<u>2017</u>	<u>2018</u>
January	1.14%	0.17%	0.14%	0.08%	0.12%	0.04%	0.07%	0.35%	0.58%	1.34%
February	0.83%	0.17%	0.17%	0.10%	0.10%	0.04%	0.08%	0.39%	0.59%	1.40%
March	0.74%	0.18%	0.14%	0.10%	0.10%	0.04%	0.09%	0.41%	0.66%	1.50%
April	0.63%	0.19%	0.10%	0.10%	0.08%	0.04%	0.09%	0.42%	0.75%	1.65%
May	0.55%	0.19%	0.09%	0.12%	0.08%	0.04%	0.09%	0.43%	0.76%	1.75%
June	0.50%	0.21%	0.09%	0.13%	0.05%	0.04%	0.09%	0.44%	0.85%	1.85%
July	0.42%	0.23%	0.06%	0.13%	0.05%	0.05%	0.10%	0.45%	0.96%	1.96%
August	0.41%	0.24%	0.08%	0.13%	0.05%	0.06%	0.11%	0.47%	1.00%	
September	0.37%	0.21%	0.07%	0.13%	0.05%	0.06%	0.13%	0.50%	1.03%	
October	0.27%	0.19%	0.07%	0.13%	0.04%	0.06%	0.15%	0.47%	1.05%	
November	0.26%	0.17%	0.08%	0.13%	0.04%	0.06%	0.15%	0.45%	1.09%	
December	0.23%	0.15%	0.11%	0.13%	0.04%	0.07%	0.23%	0.50%	1.21%	

**Call Toll-Free
1-866-TEX-TERM**

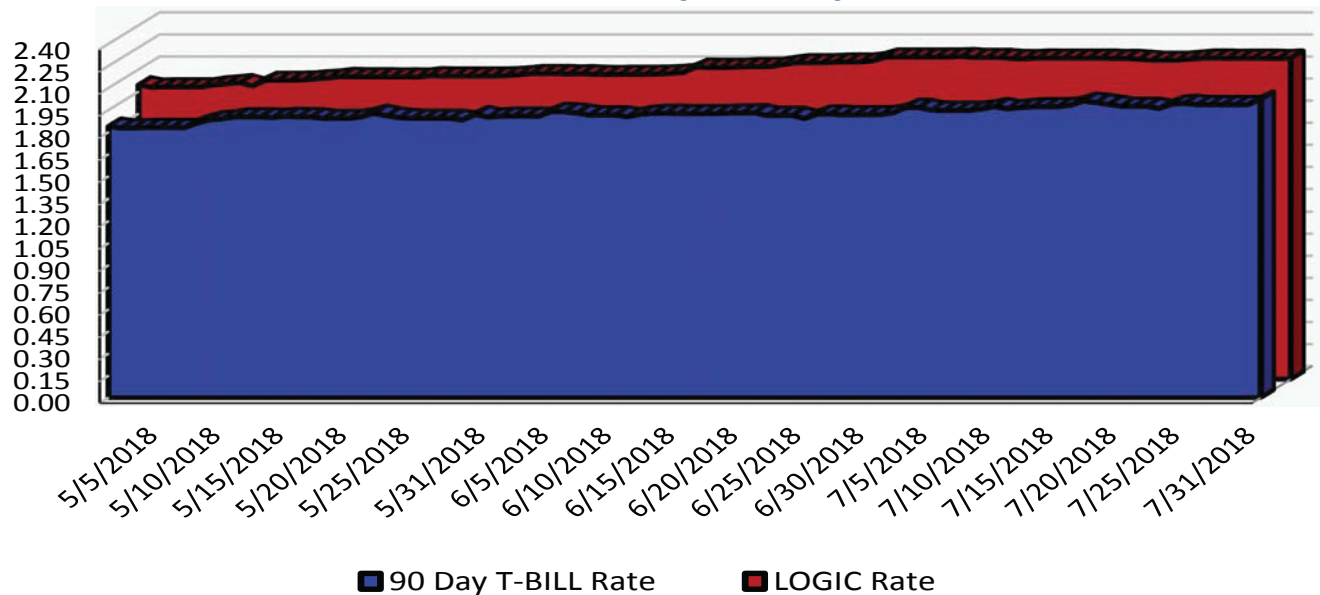
Past performance is not indicative of future results and yields may vary.

(1) The current yield, which is also known as the current annualized yield or current seven-day yield, represents the net change, exclusive of capital changes and income other than investment income, in the value of a hypothetical account with a balance of one share (normally \$1.00 per share) over a seven-day base period expressed as a percentage of the value of one share at the beginning of the seven-day period. This resulting net change in account value is then annualized by multiplying it by 365 and dividing the result by 7. The yields shown may reflect fee waivers by service providers that subsidize and reduce the total operating expenses of the TexasDAILY portfolio. Portfolio yields would be lower if there were no such waivers. The allocation factor represents the daily net income dividend declared by the TexasDAILY portfolio divided by the portfolio's daily net assets. The one-day yield represents the allocation factor of the TexasDAILY portfolio divided by the daily net asset value per share (normally \$1.00) multiplied by 365. Unlike the current yield—which excludes capital changes and income other than investment income—the allocation factor and one-day yield are inclusive of capital changes and any income other than investment income.

(2) The monthly distribution yield represents the sum of a month's one-day allocation factors divided by the number of days in that month, and multiplied by 365. The yields shown may reflect fee waivers by service providers that subsidize and reduce the total operating expenses of the TexasDAILY portfolio. Portfolio yields would be lower if there were no such waivers.

*This information is for institutional investor use only, not for further distribution to retail investors, and does not represent an offer to sell or a solicitation of an offer to buy or sell any fund or other security. Investors should consider the Pool's investment objectives, risks, charges and expenses before investing. This and other information about the Pool is available in the Pool's Information Statement, which should be read carefully before investing. A copy of the Pool's Information Statement may be obtained by calling 1-866-839-8376 or is available on the Pool's website at www.texasterm.net. While TexasDAILY seeks to maintain a stable net asset value of \$1.00 per share and TexasTERM seeks to achieve a net asset value of \$1.00 per share at its stated maturity, it is possible to lose money investing in the Pool. An investment in the Pool is not insured or guaranteed by the Federal Deposit Insurance Corporation or any other government agency. Shares of the Pool are distributed by **PFM Fund Distributors, Inc.**, member Financial Industry Regulatory Authority (FINRA) (www.finra.org) and Securities Investor Protection Corporation (SIPC) (www.sipc.org). PFM Fund Distributors, Inc. is a wholly owned subsidiary of PFM Asset Management LLC.*

LOGIC versus 90-Day Treasury Bill



This material is for information purposes only. This information does not represent an offer to buy or sell a security. The above rate information is obtained from sources that are believed to be reliable; however, its accuracy or completeness may be subject to change. The LOGIC management fee may be waived in full or in part at the discretion of the LOGIC co-administrators and the LOGIC rate for the period shown reflects waiver of fees. This table represents historical investment performance/return to the customer, net of fees, and is not an indication of future performance. An investment in the security is not insured or guaranteed by the Federal Deposit Insurance Corporation or any other government agency. Although the issuer seeks to preserve the value of an investment at \$1.00 per share, it is possible to lose money by investing in the security. Information about these and other program details are in the fund's Information Statement which should be read carefully before investing. The yield on the 90-Day Treasury Bill ("T-Bill Yield") is shown for comparative purposes only. When comparing the investment returns of the LOGIC pool to the T-Bill Yield, you should know that the LOGIC pool consist of allocations of specific diversified securities as detailed in the respective Information Statements. The T-Bill Yield is taken from Bloomberg Finance L.P. and represents the daily closing yield on the then current 90-day T-Bill. The LOGIC yield is calculated in accordance with regulations governing the registration of open-end management investment companies under the Investment Company Act of 1940 as promulgated from time to time by the federal Securities and Exchange Commission.

Daily Summary for July 2018

Date	Mny Mkt Fund Equiv. [SEC Std.]	Daily Allocation Factor	LOGIC Invested Balance	Market Value Per Share	WAM Days (1)*	WAM Days (2)*
7/1/2018	2.1829%	0.000059806	\$6,880,746,236.77	1.000058	30	63
7/2/2018	2.1827%	0.000059800	\$6,878,224,310.76	1.000128	33	66
7/3/2018	2.1830%	0.000059808	\$6,865,763,888.60	1.000089	32	64
7/4/2018	2.1830%	0.000059808	\$6,865,763,888.60	1.000089	32	64
7/5/2018	2.1866%	0.000059908	\$6,836,348,600.37	1.000129	32	64
7/6/2018	2.1800%	0.000059727	\$6,817,976,162.57	1.000056	32	63
7/7/2018	2.1800%	0.000059727	\$6,817,976,162.57	1.000056	32	63
7/8/2018	2.1800%	0.000059727	\$6,817,976,162.57	1.000056	32	63
7/9/2018	2.1727%	0.000059527	\$6,788,982,840.33	1.000114	32	62
7/10/2018	2.1719%	0.000059504	\$6,807,569,058.60	1.000116	31	61
7/11/2018	2.1766%	0.000059632	\$6,793,976,766.64	1.000127	31	60
7/12/2018	2.1757%	0.000059607	\$6,786,044,963.84	1.000122	30	59
7/13/2018	2.1755%	0.000059602	\$6,760,947,289.85	1.000065	29	56
7/14/2018	2.1755%	0.000059602	\$6,760,947,289.85	1.000065	29	56
7/15/2018	2.1755%	0.000059602	\$6,760,947,289.85	1.000065	29	56
7/16/2018	2.1762%	0.000059621	\$6,726,105,349.37	1.000135	29	57
7/17/2018	2.1730%	0.000059533	\$6,717,659,305.39	1.000139	28	56
7/18/2018	2.1741%	0.000059565	\$6,726,797,355.78	1.000142	28	55
7/19/2018	2.1681%	0.000059400	\$6,717,321,348.58	1.000141	27	54
7/20/2018	2.1614%	0.000059216	\$6,745,937,101.02	1.000074	25	52
7/21/2018	2.1614%	0.000059216	\$6,745,937,101.02	1.000074	25	52
7/22/2018	2.1614%	0.000059216	\$6,745,937,101.02	1.000074	25	52
7/23/2018	2.1684%	0.000059407	\$6,757,325,491.06	1.000129	27	56
7/24/2018	2.1758%	0.000059612	\$6,720,167,678.31	1.000133	27	56
7/25/2018	2.1763%	0.000059626	\$6,821,248,120.99	1.000130	31	60
7/26/2018	2.1743%	0.000059569	\$6,828,027,444.33	1.000128	32	61
7/27/2018	2.1750%	0.000059590	\$6,829,318,078.51	1.000057	33	60
7/28/2018	2.1750%	0.000059590	\$6,829,318,078.51	1.000057	33	60
7/29/2018	2.1750%	0.000059590	\$6,829,318,078.51	1.000057	33	60
7/30/2018	2.1725%	0.000059520	\$6,779,146,024.66	1.000131	32	59
7/31/2018	2.1770%	0.000059643	\$6,693,358,601.72	1.000133	33	60
Average	2.1750%	0.000059590	\$6,788,810,102.28		30	59

Prosperity Bank
Money Market Accounts
July 31, 2018

FUND	DESCRIPTION	BEGINNING BALANCE	DEPOSITS	WITH- DRAWALS	INTEREST	ENDING BALANCE
100	General Operating	137,701,260.56	31,524,396.34	51,533,978.68	237,244.50	117,928,922.72
150	Juvenile Operations	7,847,529.61	445,845.37	1,094,362.88	14,383.47	7,213,395.57
155	Road & Bridge	15,980,881.66	765,008.59	3,049,070.08	27,516.14	13,724,336.31
160	Drainage District	12,726,615.37	121,249.88	671,619.33	23,640.41	12,199,886.33
165	Lateral Road	1,010,236.95	-	-	1,909.79	1,012,146.74
170	Statue Restoration	4,415.57	-	-	8.35	4,423.92
175	City Water Assistance	24,849.03	463.90	660.46	46.28	24,698.75
185	Entex Contributions	4.50	-	-	0.01	4.51
190	H L & P Assistance	102,055.79	-	5,937.87	187.57	96,305.49
195	County Law Library	1,250,566.73	35,628.00	25,108.13	2,382.81	1,263,469.41
200	Law Enforcement Academy	508,203.54	5,720.00	13,652.36	950.92	501,222.10
205	Surface Water Supply Corp.	7,980.35	-	-	15.09	7,995.44
206	Industrial Development Corp	93,327.84	-	-	176.43	93,504.27
207	FBC Historical Commission	5,212.49	-	-	9.85	5,222.34
208	East FBC Development	-	-	-	-	-
215	Library Donations	129,543.99	310.24	11,690.37	233.70	118,397.56
225	FBC Asset Forfeiture-Task-State	1,524,928.80	-	1,030,867.54	1,260.60	495,321.86
235	Probate Court Training	110,791.60	923.85	-	210.35	111,925.80
245	Alert Program-Juvenile	53,069.83	-	-	100.33	53,170.16
255	D A Asset Forfeiture-Fed.	53.06	-	-	0.10	53.16
265	Gus George Memorial	4,812.46	-	-	9.10	4,821.56
275	D A Special Fund Run	18,336.46	-	-	34.66	18,371.12
280	Co.Atty.Supplemental Salary	200,185.92	-	4,709.40	373.99	195,850.51
290	VIT Interest (Tax Coll)	39,590.68	4,029.86	-	80.00	43,700.54
300	FBC Elections	657,033.37	3,682.56	54,791.87	1,215.36	607,139.42
305	FBC Asset Forfeiture-Task-Fed.	79,975.63	-	-	151.19	80,126.82
310	Sheriff Ofc/Forfeiture-Assets-St.	479,730.84	191,362.33	6,706.00	1,171.56	665,558.73
315	Sheriff Ofc/Forfeiture-Assets-Fed.	435,566.31	-	22,040.91	809.17	414,334.57
320	Constable Pct. 2 F/A	23.03	-	-	0.04	23.07
322	Constable Pct 3 F/A	960.29	-	-	1.82	962.11
324	Constable Pct 1 F/A	1,203.61	-	-	2.28	1,205.89
332	Fire Marshal St. Ass't. Forfeiture	673.01	-	-	1.27	674.28

Prosperity Bank
Money Market Accounts
July 31, 2018

335	DA Asset Forfeit.-State	230,329.28	165,000.00	6,249.42	580.78	389,660.64
360	Law Enforcement Training	200,189.69	-	1,131.04	377.49	199,436.14
390	Child Protective Service IV-E	44,766.51	-	21,110.66	62.00	23,717.85
402	Hope 3 Program Sales	5,609.27	-	-	10.60	5,619.87
410	Child Support IVD Reimb.	279,829.45	1,812.67	-	529.88	282,172.00
415	Local Law Enf.Block Grant	8,965.22	-	-	16.95	8,982.17
440	Supervision	3,015,485.64	273,889.95	378,068.19	5,667.26	2,916,974.66
600/605	Debt Service Account	15,885,582.74	689,318.68	2,000.00	30,926.28	16,603,827.70
742	Facilities Bonds 2016	2,310,295.26	227,604.41	2,483,924.84	1,852.26	55,827.09
744	Mobility Bonds 2016	6,860,504.62	189,853.32	6,860,504.62	7,358.48	197,211.80
750	Mission Bend/Four Corners	8,987,562.94	1,544.97	656,815.57	16,740.51	8,349,032.85
752	FBC Westpark Extension	8,096,761.15	8,691.92	2,574,288.41	12,222.27	5,543,386.93
758	2018 Mobility Projects	60,481,507.68	-	1,019,820.47	114,212.17	59,575,899.38
802	Sr. Lien Toll Rd Rev Bonds 2016	19,032,427.09	86,311.66	1,154,017.14	34,818.72	17,999,540.33
805	Grand Pkwy Toll RD Rev Bond	2,776,173.13	-	-	5,248.18	2,781,421.31
810	Toll Road Operations	28,232,767.80	576,663.24	824,190.28	53,143.73	28,038,384.49
815	Grand Pkwy Toll Road Ops	9,400,796.79	582,062.46	984,949.02	17,446.36	9,015,356.59
TREA	Treasurer's Account	799,033.35	9,494,704.63	5,890,682.35	1,302.29	4,404,357.92
INVE	FBC Investment Account	-	45,900.00	45,900.00	-	-
850M	Boon-Chapman Medical	1,474,082.53	4,000,000.00	2,733,114.11	2,840.98	2,743,809.40
850D	Boon-Chapman Dental	1,233,669.11	703.60	173,376.43	2,170.74	1,063,167.02
882	Boon-Chapman 125	118,632.99	61,648.16	48,381.69	237.17	132,136.63
884	Fee Officer's Account	2,055,569.12	1,856,600.11	2,045,481.21	-	1,866,688.02
912	JP Credit Card Processing	58,620.01	306,340.02	349,860.40	119.81	15,219.44
908	EMS Credit Card Processing	11,824.94	29,078.49	23,321.03	23.95	17,606.35
DACC	D A Credit Card Processing	1,124.07	2,266.87	3,389.72	1.73	2.95
PTCC	Public Transportation Credit Cards	915.77	1,551.96	1,921.63	1.20	547.30
CSCC	CSCD Credit Card	101,515.44	139,614.24	126,463.55	131.65	114,797.78
LBCC	Library Credit Card	3,710.92	11,931.71	11,133.22	9.01	4,518.42
JUCC	Juvenile Credit Card	1,263.61	2,705.50	3,425.91	2.21	545.41
130	Assistant Dist Number 1	20,205,608.13	342,171.20	45,532.97	38,572.77	20,540,819.13
131	Assistant Dist Number 2	1,808,137.78	118,742.81	1,100.00	3,554.02	1,929,334.61
133	Assistant Dist Number 4	952,637.35	21,489.24	425.00	1,825.13	975,526.72

Prosperity Bank
Money Market Accounts
July 31, 2018

134	Assistant Dist Number 5	167,355.82	3,833.13	425.00	320.14	171,084.09
135	Assistant Dist Number 6	2,844,657.67	103,833.53	529,121.29	4,787.80	2,424,157.71
136	Assistant Dist Number 7	143,202.22	37,761.14	38,685.20	252.63	142,530.79
137	Assistant Dist Number 8	13,303.19	1,835.34	3,484.66	22.35	11,676.22
138	Assistant Dist Number 9	422,172.93	58,524.95	29,041.78	830.12	452,486.22
139	Assistant Dist Number 10	-	-	-	-	-
140	Assistant Dist Number 11	-	-	-	-	-
145	Emergency Svc Dist 100	5,634,065.79	466,062.55	1,544.97	11,104.12	6,109,687.49
CCCS	Non Fee Officer CC Clearing Acct	159,278.17	57,689.68	242.40	356.50	217,081.95
GAS	FBC Fuel Account (Susser)	77.25	412,542.32	412,619.57	175.32	175.32
JPMT	Juror Payments	1,488.14	33,625.00	9,702.92	27.99	25,438.21
EPEC	Engineering Permitting E-Check	3,996.89	480.00	6.89	7.90	4,477.90
JE11	JP 1-1 E-Filing	2,173.58	3,597.00	3,773.58	1.73	1,998.73
JE12	JP 1-2 E-Filing	113.44	2,882.00	1,582.44	0.69	1,413.69
JE02	JP 2 E-Filing	5,401.98	9,170.75	7,244.23	4.90	7,333.40
JE03	JP 3 E-Filing	4,774.02	6,461.25	8,891.02	3.31	2,347.56
JE04	JP #4 E-Filing	4,458.95	9,630.00	9,452.95	4.02	4,640.02
	Total	385,082,038.30	53,544,751.38	87,051,593.66	684,033.24	352,259,229.26

Investment Report

Ft. Bend County

08/01/18 - 08/31/18

This report summarizes the investment position of Ft. Bend County for the period 08/01/18 to 08/31/18.

	07/31/18	08/31/18
Book Value	388,831,206.61	347,013,573.23
Market Value	388,719,176.61	346,915,483.23
Par Value	388,831,206.61	347,013,573.23
Change in Market Value		13,940.00
Weighted Average Maturity (in Days)	8	8
Weighted Average Yield-to-Maturity of Portfolio	2.2007%	2.2612%
Yield-to-Maturity of 90 Day T-Bill	0.0000%	0.0000%
Accrued Interest		7,905.00

This report is presented in accordance with the Texas Government Code Title 10 Section 2256.023. The below signed hereby certify that, to the best of their knowledge on the date this report was created, Ft. Bend County is in compliance with the provisions of Government Code 2256 and with the stated policies and strategies of Ft. Bend County.



 Director of Finance & Investments 10-23-18
Date



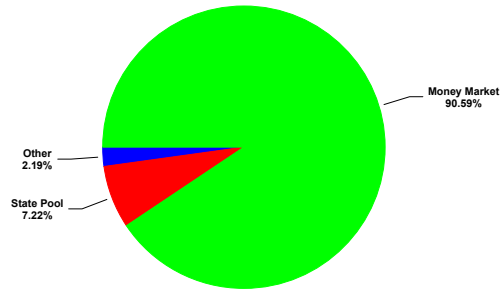
 County Treasurer 10/25/2018
Date

Investment Report

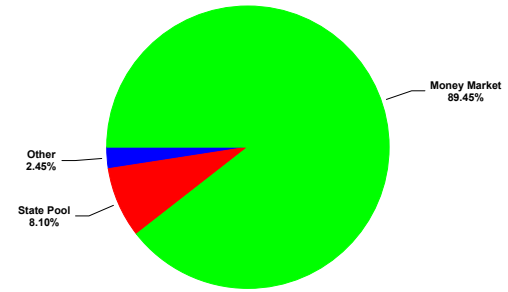
Ft. Bend County

08/01/18 - 08/31/18

Portfolio Composition - 07/31/18



Portfolio Composition - 08/31/18




Maturity Aging - 07/31/18 vs 08/31/18



■ Previous Period ■ Current Period

Portfolio Performance - 08/01/18 to 08/31/18



■ Portfolio ■ 90 Day T-Bill

GASB 31 Compliance Ft. Bend County

Effective Interest - Actual Life
Receipts in Period
08/01/18 - 08/31/18

CUSIP	Invest Number	Security Description	Purchase Date	Sale Date	Valuation Method	Yield Earned	Price Source	Beginning Unit Price	Par Value On 08/01/18	Reported Value 08/01/18	Purchase Cost	Sales Proceeds	Ending Unit Price	Par Value On 08/31/18	Price Source 08/31/18	Reported Value 08/31/18	Change in Fair Value	Interest	Net Investment Income
3133EGJX4	16-0004	FFCB 1.08 07/05/19	07/05/16	Open	Fair Value	2.9845	FTI	0.986820	8,500,000.00	8,387,970.00	0.00	0.00	0.988460	8,500,000.00	FTI	8,401,910.00	13,940.00	7,905.00	21,845.00
Prosperity-Money Market Accts.	AR-0009	Money Market	11/30/03	Open	Fair Value	2.1788	Manual	1.000000	352,259,229.26	352,259,229.26	0.00	41,870,880.27	1.000000	310,388,348.99	Manual	310,388,348.99	0.00	649,312.64	649,312.64
MB02-MBIA General	AR-0015	State Pool	11/01/08	Open	Fair Value	2.2452	Manual	1.000000	7,644,193.35	7,644,193.35	0.00	-14,576.39	1.000000	7,658,769.74	Manual	7,658,769.74	0.00	14,576.39	14,576.39
MB03-MBIA Road & Bridge	AR-0016	State Pool	11/01/08	Open	Fair Value	2.2452	Manual	1.000000	51,723.23	51,723.23	0.00	-98.63	1.000000	51,821.86	Manual	51,821.86	0.00	98.63	98.63
MB04-MBIA Drainage	AR-0017	State Pool	11/01/08	Open	Fair Value	2.2452	Manual	1.000000	742,015.36	742,015.36	0.00	-1,414.92	1.000000	743,430.28	Manual	743,430.28	0.00	1,414.92	1,414.92
MB06-MBIA Toll Rd. Operations	AR-0019	State Pool	11/01/08	Open	Fair Value	2.2452	Manual	1.000000	8,505,307.84	8,505,307.84	0.00	-16,218.41	1.000000	8,521,526.25	Manual	8,521,526.25	0.00	16,218.41	16,218.41
TT00-TX TERM General	AR-0022	State Pool	11/01/08	Open	Fair Value	1.9945	Manual	1.000000	1,033.02	1,033.02	0.00	-1.75	1.000000	1,034.77	Manual	1,034.77	0.00	1.75	1.75
TT02-TX TERM Toll Rd. Operation	AR-0024	State Pool	11/01/08	Open	Fair Value	1.9968	Manual	1.000000	1,031.85	1,031.85	0.00	-1.75	1.000000	1,033.60	Manual	1,033.60	0.00	1.75	1.75
TT04-TX TERM Road & Bridge	AR-0026	State Pool	11/01/08	Open	Fair Value	1.9890	Manual	1.000000	1,029.97	1,029.97	0.00	-1.74	1.000000	1,031.71	Manual	1,031.71	0.00	1.74	1.74
TT05-TX TERM Drainage	AR-0027	State Pool	11/01/08	Open	Fair Value	1.9984	Manual	1.000000	341.70	341.70	0.00	-0.58	1.000000	342.28	Manual	342.28	0.00	0.58	0.58
LOG1-Logic- General	AR-0028	State Pool	11/10/08	Open	Fair Value	2.1842	Manual	1.000000	5,447,410.49	5,447,410.49	0.00	-10,106.04	1.000000	5,457,516.53	Manual	5,457,516.53	0.00	10,106.04	10,106.04
LOG2-Logic-Toll Rd.Operations	AR-0029	State Pool	11/10/08	Open	Fair Value	2.1395	Manual	1.000000	1,045.57	1,045.57	0.00	-1.90	1.000000	1,047.47	Manual	1,047.47	0.00	1.90	1.90
LOG5-Logic-Drainage	AR-0032	State Pool	11/10/08	Open	Fair Value	2.1529	Manual	1.000000	1,039.05	1,039.05	0.00	-1.90	1.000000	1,040.95	Manual	1,040.95	0.00	1.90	1.90
LOG8-Logic-Road & Bridge	AR-0035	State Pool	11/10/08	Open	Fair Value	2.1520	Manual	1.000000	1,039.47	1,039.47	0.00	-1.90	1.000000	1,041.37	Manual	1,041.37	0.00	1.90	1.90
MB12-MBIA ESD 100 AGREEMENT	AR-0041	State Pool	08/31/16	Open	Fair Value	2.2452	Manual	1.000000	946,867.02	946,867.02	0.00	-1,805.56	1.000000	948,672.58	Manual	948,672.58	0.00	1,805.56	1,805.56
MB13-MBIA ASSISTANCE DIST #1	AR-0042	State Pool	08/31/16	Open	Fair Value	2.2450	Manual	1.000000	87,505.97	87,505.97	0.00	-166.85	1.000000	87,672.82	Manual	87,672.82	0.00	166.85	166.85
MB14-MBIA GR PARKWAY OPERATIONS	AR-0043	State Pool	08/31/16	Open	Fair Value	2.2452	Manual	1.000000	4,640,393.46	4,640,393.46	0.00	-8,848.57	1.000000	4,649,242.03	Manual	4,649,242.03	0.00	8,848.57	8,848.57
MB15-FACILITIES BONDS 2016	AR-0044	State Pool	08/31/16	Open	Fair Value	0.0000	Manual	0.000000	0.00	0.00	0.00	0.00	0.000000	0.00	Manual	0.00	0.00	0.00	0.00
MB16-MOBILITY BONDS 2016	AR-0045	State Pool	08/31/16	Open	Fair Value	0.0000	Manual	0.000000	0.00	0.00	0.00	0.00	0.000000	0.00	Manual	0.00	0.00	0.00	0.00
Investment Total						<u>2.2007</u>		<u>0.999712</u>	<u>388,831,206.61</u>	<u>388,719,176.61</u>	<u>0.00</u>	<u>41,817,633.38</u>	<u>0.999717</u>	<u>347,013,573.23</u>		<u>346,915,483.23</u>	<u>13,940.00</u>	<u>710,464.53</u>	<u>724,404.53</u>

Portfolio Position
Ft. Bend County
 Effective Interest - Actual Life
 Receipts in Period
 08/01/18 - 08/31/18

CUSIP	Invest Number	Security Description	Purchase Date	Call Date	Par Value On 08/01/18	Par Value On 08/31/18	Market Val On 08/01/18	Market Val On 08/31/18	Purchase Cost	Sales Proceeds	Original Princ/Cost	Amor Value On 08/01/18	Amor Value On 08/31/18
130 - Assistance Dist #1													
State Pool													
MB13-MBIA ASSISTANCE DIST #1	AR-0042	State Pool	08/31/16	Open	<u>87,505.97</u>	<u>87,672.82</u>	<u>87,505.97</u>	<u>87,672.82</u>	<u>0.00</u>	<u>0.00</u>	<u>10,000,000.00</u>	<u>87,505.97</u>	<u>87,672.82</u>
State Pool Total					<u>87,505.97</u>	<u>87,672.82</u>	<u>87,505.97</u>	<u>87,672.82</u>	<u>0.00</u>	<u>0.00</u>	<u>10,000,000.00</u>	<u>87,505.97</u>	<u>87,672.82</u>
130 - Assistance Dist #1 Total					<u>87,505.97</u>	<u>87,672.82</u>	<u>87,505.97</u>	<u>87,672.82</u>	<u>0.00</u>	<u>0.00</u>	<u>10,000,000.00</u>	<u>87,505.97</u>	<u>87,672.82</u>
145 - ESD 100 Agreement													
State Pool													
MB12-MBIA ESD 100 AGREEMENT	AR-0041	State Pool	08/31/16	Open	<u>946,867.02</u>	<u>948,672.58</u>	<u>946,867.02</u>	<u>948,672.58</u>	<u>0.00</u>	<u>0.00</u>	<u>3,900,000.00</u>	<u>946,867.02</u>	<u>948,672.58</u>
State Pool Total					<u>946,867.02</u>	<u>948,672.58</u>	<u>946,867.02</u>	<u>948,672.58</u>	<u>0.00</u>	<u>0.00</u>	<u>3,900,000.00</u>	<u>946,867.02</u>	<u>948,672.58</u>
145 - ESD 100 Agreement Total					<u>946,867.02</u>	<u>948,672.58</u>	<u>946,867.02</u>	<u>948,672.58</u>	<u>0.00</u>	<u>0.00</u>	<u>3,900,000.00</u>	<u>946,867.02</u>	<u>948,672.58</u>
810 - FBC Toll Road Operations													
State Pool													
TT02-TX TERM Toll Rd. Operation	AR-0024	State Pool	11/01/08	Open	<u>0.00</u>	<u>0.00</u>	<u>0.00</u>	<u>0.00</u>	<u>0.00</u>	<u>0.00</u>	<u>0.00</u>	<u>0.00</u>	<u>0.00</u>
State Pool Total					<u>0.00</u>	<u>0.00</u>	<u>0.00</u>	<u>0.00</u>	<u>0.00</u>	<u>0.00</u>	<u>0.00</u>	<u>0.00</u>	<u>0.00</u>
810 - FBC Toll Road Operations Total					<u>0.00</u>	<u>0.00</u>	<u>0.00</u>	<u>0.00</u>	<u>0.00</u>	<u>0.00</u>	<u>0.00</u>	<u>0.00</u>	<u>0.00</u>
742 - Facilities Bond Projects 2016													
State Pool													
MB15-FACILITIES BONDS 2016	AR-0044	State Pool	08/31/16	Open	<u>0.00</u>	<u>0.00</u>	<u>0.00</u>	<u>0.00</u>	<u>0.00</u>	<u>0.00</u>	<u>30,000,000.00</u>	<u>0.00</u>	<u>0.00</u>
State Pool Total					<u>0.00</u>	<u>0.00</u>	<u>0.00</u>	<u>0.00</u>	<u>0.00</u>	<u>0.00</u>	<u>30,000,000.00</u>	<u>0.00</u>	<u>0.00</u>
742 - Facilities Bond Projects 2016 Total					<u>0.00</u>	<u>0.00</u>	<u>0.00</u>	<u>0.00</u>	<u>0.00</u>	<u>0.00</u>	<u>30,000,000.00</u>	<u>0.00</u>	<u>0.00</u>
815 - Grand Parkway Operations													
State Pool													
MB14-MBIA GR PARKWAY OPERATIONS	AR-0043	State Pool	08/31/16	Open	<u>4,640,393.46</u>	<u>4,649,242.03</u>	<u>4,640,393.46</u>	<u>4,649,242.03</u>	<u>0.00</u>	<u>0.00</u>	<u>8,500,000.00</u>	<u>4,640,393.46</u>	<u>4,649,242.03</u>
State Pool Total					<u>4,640,393.46</u>	<u>4,649,242.03</u>	<u>4,640,393.46</u>	<u>4,649,242.03</u>	<u>0.00</u>	<u>0.00</u>	<u>8,500,000.00</u>	<u>4,640,393.46</u>	<u>4,649,242.03</u>
815 - Grand Parkway Operations Total					<u>4,640,393.46</u>	<u>4,649,242.03</u>	<u>4,640,393.46</u>	<u>4,649,242.03</u>	<u>0.00</u>	<u>0.00</u>	<u>8,500,000.00</u>	<u>4,640,393.46</u>	<u>4,649,242.03</u>
LOG5 - LOGIC DRAINAGE													
State Pool													
LOG5-Logic-Drainage	AR-0032	State Pool	11/10/08	Open	<u>1,039.05</u>	<u>1,040.95</u>	<u>1,039.05</u>	<u>1,040.95</u>	<u>0.00</u>	<u>0.00</u>	<u>500,000.00</u>	<u>1,039.05</u>	<u>1,040.95</u>
State Pool Total					<u>1,039.05</u>	<u>1,040.95</u>	<u>1,039.05</u>	<u>1,040.95</u>	<u>0.00</u>	<u>0.00</u>	<u>500,000.00</u>	<u>1,039.05</u>	<u>1,040.95</u>
LOG5 - LOGIC DRAINAGE Total					<u>1,039.05</u>	<u>1,040.95</u>	<u>1,039.05</u>	<u>1,040.95</u>	<u>0.00</u>	<u>0.00</u>	<u>500,000.00</u>	<u>1,039.05</u>	<u>1,040.95</u>
LOG1 - LOGIC GENERAL													
State Pool													
LOG1-Logic-General	AR-0028	State Pool	11/10/08	Open	<u>5,447,410.49</u>	<u>5,457,516.53</u>	<u>5,447,410.49</u>	<u>5,457,516.53</u>	<u>0.00</u>	<u>0.00</u>	<u>10,000,000.00</u>	<u>5,447,410.49</u>	<u>5,457,516.53</u>
State Pool Total					<u>5,447,410.49</u>	<u>5,457,516.53</u>	<u>5,447,410.49</u>	<u>5,457,516.53</u>	<u>0.00</u>	<u>0.00</u>	<u>10,000,000.00</u>	<u>5,447,410.49</u>	<u>5,457,516.53</u>
LOG1 - LOGIC GENERAL Total					<u>5,447,410.49</u>	<u>5,457,516.53</u>	<u>5,447,410.49</u>	<u>5,457,516.53</u>	<u>0.00</u>	<u>0.00</u>	<u>10,000,000.00</u>	<u>5,447,410.49</u>	<u>5,457,516.53</u>
LOG8 - LOGIC ROAD & BRIDGE													
State Pool													
LOG8-Logic-Road & Bridge	AR-0035	State Pool	11/10/08	Open	<u>1,039.47</u>	<u>1,041.37</u>	<u>1,039.47</u>	<u>1,041.37</u>	<u>0.00</u>	<u>0.00</u>	<u>1,000,000.00</u>	<u>1,039.47</u>	<u>1,041.37</u>
State Pool Total					<u>1,039.47</u>	<u>1,041.37</u>	<u>1,039.47</u>	<u>1,041.37</u>	<u>0.00</u>	<u>0.00</u>	<u>1,000,000.00</u>	<u>1,039.47</u>	<u>1,041.37</u>
LOG8 - LOGIC ROAD & BRIDGE Total					<u>1,039.47</u>	<u>1,041.37</u>	<u>1,039.47</u>	<u>1,041.37</u>	<u>0.00</u>	<u>0.00</u>	<u>1,000,000.00</u>	<u>1,039.47</u>	<u>1,041.37</u>
LOG2 - LOGIC TOLL OPERATIONS													
State Pool													
LOG2-Logic-Toll Rd.Operations	AR-0029	State Pool	11/10/08	Open	<u>1,045.57</u>	<u>1,047.47</u>	<u>1,045.57</u>	<u>1,047.47</u>	<u>0.00</u>	<u>0.00</u>	<u>2,000,000.00</u>	<u>1,045.57</u>	<u>1,047.47</u>
State Pool Total					<u>1,045.57</u>	<u>1,047.47</u>	<u>1,045.57</u>	<u>1,047.47</u>	<u>0.00</u>	<u>0.00</u>	<u>2,000,000.00</u>	<u>1,045.57</u>	<u>1,047.47</u>
LOG2 - LOGIC TOLL OPERATIONS Total					<u>1,045.57</u>	<u>1,047.47</u>	<u>1,045.57</u>	<u>1,047.47</u>	<u>0.00</u>	<u>0.00</u>	<u>2,000,000.00</u>	<u>1,045.57</u>	<u>1,047.47</u>
MB04 - MBIA DRAINAGE													
State Pool													
MB04-MBIA Drainage	AR-0017	State Pool	11/01/08	Open	<u>742,015.36</u>	<u>743,430.28</u>	<u>742,015.36</u>	<u>743,430.28</u>	<u>0.00</u>	<u>0.00</u>	<u>1,267,218.21</u>	<u>742,015.36</u>	<u>743,430.28</u>
State Pool Total					<u>742,015.36</u>	<u>743,430.28</u>	<u>742,015.36</u>	<u>743,430.28</u>	<u>0.00</u>	<u>0.00</u>	<u>1,267,218.21</u>	<u>742,015.36</u>	<u>743,430.28</u>

Portfolio Position

Ft. Bend County

Effective Interest - Actual Life
Receipts in Period
08/01/18 - 08/31/18

CUSIP	Invest Number	Security Description	Purchase Date	Call Date	Par Value On 08/01/18	Par Value On 08/31/18	Market Val On 08/01/18	Market Val On 08/31/18	Purchase Cost	Sales Proceeds	Original Princ/Cost	Amor Value On 08/01/18	Amor Value On 08/31/18
MB04 - MBIA DRAINAGE Total					<u>742,015.36</u>	<u>743,430.28</u>	<u>742,015.36</u>	<u>743,430.28</u>	<u>0.00</u>	<u>0.00</u>	<u>1,267,218.21</u>	<u>742,015.36</u>	<u>743,430.28</u>
MB02 - MBIA GENERAL													
State Pool													
MB02-MBIA General	AR-0015	State Pool	11/01/08	Open	7,644,193.35	7,658,769.74	7,644,193.35	7,658,769.74	0.00	0.00	17,374,917.83	7,644,193.35	7,658,769.74
State Pool Total					<u>7,644,193.35</u>	<u>7,658,769.74</u>	<u>7,644,193.35</u>	<u>7,658,769.74</u>	<u>0.00</u>	<u>0.00</u>	<u>17,374,917.83</u>	<u>7,644,193.35</u>	<u>7,658,769.74</u>
MB02 - MBIA GENERAL Total					<u>7,644,193.35</u>	<u>7,658,769.74</u>	<u>7,644,193.35</u>	<u>7,658,769.74</u>	<u>0.00</u>	<u>0.00</u>	<u>17,374,917.83</u>	<u>7,644,193.35</u>	<u>7,658,769.74</u>
MB03 - MBIA ROAD & BRIDGE													
State Pool													
MB03-MBIA Road & Bridge	AR-0016	State Pool	11/01/08	Open	51,723.23	51,821.86	51,723.23	51,821.86	0.00	0.00	2,856,438.24	51,723.23	51,821.86
State Pool Total					<u>51,723.23</u>	<u>51,821.86</u>	<u>51,723.23</u>	<u>51,821.86</u>	<u>0.00</u>	<u>0.00</u>	<u>2,856,438.24</u>	<u>51,723.23</u>	<u>51,821.86</u>
MB03 - MBIA ROAD & BRIDGE Total					<u>51,723.23</u>	<u>51,821.86</u>	<u>51,723.23</u>	<u>51,821.86</u>	<u>0.00</u>	<u>0.00</u>	<u>2,856,438.24</u>	<u>51,723.23</u>	<u>51,821.86</u>
MB06 - MBIA TOLL RD OPERATIONS													
State Pool													
MB06-MBIA Toll Rd. Operations	AR-0019	State Pool	11/01/08	Open	8,505,307.84	8,521,526.25	8,505,307.84	8,521,526.25	0.00	0.00	3,143,377.27	8,505,307.84	8,521,526.25
State Pool Total					<u>8,505,307.84</u>	<u>8,521,526.25</u>	<u>8,505,307.84</u>	<u>8,521,526.25</u>	<u>0.00</u>	<u>0.00</u>	<u>3,143,377.27</u>	<u>8,505,307.84</u>	<u>8,521,526.25</u>
MB06 - MBIA TOLL RD OPERATIONS Total					<u>8,505,307.84</u>	<u>8,521,526.25</u>	<u>8,505,307.84</u>	<u>8,521,526.25</u>	<u>0.00</u>	<u>0.00</u>	<u>3,143,377.27</u>	<u>8,505,307.84</u>	<u>8,521,526.25</u>
744 - Mobility Project Bonds 2016													
State Pool													
MB16-MOBILITY BONDS 2016	AR-0045	State Pool	08/31/16	Open	0.00	0.00	0.00	0.00	0.00	0.00	30,000,000.00	0.00	0.00
State Pool Total					<u>0.00</u>	<u>0.00</u>	<u>0.00</u>	<u>0.00</u>	<u>0.00</u>	<u>0.00</u>	<u>30,000,000.00</u>	<u>0.00</u>	<u>0.00</u>
744 - Mobility Project Bonds 2016 Total					<u>0.00</u>	<u>0.00</u>	<u>0.00</u>	<u>0.00</u>	<u>0.00</u>	<u>0.00</u>	<u>30,000,000.00</u>	<u>0.00</u>	<u>0.00</u>
PROS - Prosperity Money Mkt. Accts.													
Money Market													
Prosperity-Money Market Accts.	AR-0009	Money Market	11/30/03	Open	352,259,229.26	310,388,348.99	352,259,229.26	310,388,348.99	0.00	0.00	12,505,577.66	352,259,229.26	310,388,348.99
Money Market Total					<u>352,259,229.26</u>	<u>310,388,348.99</u>	<u>352,259,229.26</u>	<u>310,388,348.99</u>	<u>0.00</u>	<u>0.00</u>	<u>12,505,577.66</u>	<u>352,259,229.26</u>	<u>310,388,348.99</u>
PROS - Prosperity Money Mkt. Accts. Total					<u>352,259,229.26</u>	<u>310,388,348.99</u>	<u>352,259,229.26</u>	<u>310,388,348.99</u>	<u>0.00</u>	<u>0.00</u>	<u>12,505,577.66</u>	<u>352,259,229.26</u>	<u>310,388,348.99</u>
TT05 - TEXAS TERM DRAINAGE													
State Pool													
TT05-TX TERM Drainage	AR-0027	State Pool	11/01/08	Open	341.70	342.28	341.70	342.28	0.00	0.00	109,774.61	341.70	342.28
State Pool Total					<u>341.70</u>	<u>342.28</u>	<u>341.70</u>	<u>342.28</u>	<u>0.00</u>	<u>0.00</u>	<u>109,774.61</u>	<u>341.70</u>	<u>342.28</u>
TT05 - TEXAS TERM DRAINAGE Total					<u>341.70</u>	<u>342.28</u>	<u>341.70</u>	<u>342.28</u>	<u>0.00</u>	<u>0.00</u>	<u>109,774.61</u>	<u>341.70</u>	<u>342.28</u>
TT00 - TEXAS TERM GENERAL													
State Pool													
TT00-TX TERM General	AR-0022	State Pool	11/01/08	Open	1,033.02	1,034.77	1,033.02	1,034.77	0.00	0.00	10,006,437.87	1,033.02	1,034.77
State Pool Total					<u>1,033.02</u>	<u>1,034.77</u>	<u>1,033.02</u>	<u>1,034.77</u>	<u>0.00</u>	<u>0.00</u>	<u>10,006,437.87</u>	<u>1,033.02</u>	<u>1,034.77</u>
TT00 - TEXAS TERM GENERAL Total					<u>1,033.02</u>	<u>1,034.77</u>	<u>1,033.02</u>	<u>1,034.77</u>	<u>0.00</u>	<u>0.00</u>	<u>10,006,437.87</u>	<u>1,033.02</u>	<u>1,034.77</u>
TT04 - TEXAS TERM ROAD & BRIDGE													
State Pool													
TT04-TX TERM Road & Bridge	AR-0026	State Pool	11/01/08	Open	1,029.97	1,031.71	1,029.97	1,031.71	0.00	0.00	10,463.28	1,029.97	1,031.71
State Pool Total					<u>1,029.97</u>	<u>1,031.71</u>	<u>1,029.97</u>	<u>1,031.71</u>	<u>0.00</u>	<u>0.00</u>	<u>10,463.28</u>	<u>1,029.97</u>	<u>1,031.71</u>
TT04 - TEXAS TERM ROAD & BRIDGE Total					<u>1,029.97</u>	<u>1,031.71</u>	<u>1,029.97</u>	<u>1,031.71</u>	<u>0.00</u>	<u>0.00</u>	<u>10,463.28</u>	<u>1,029.97</u>	<u>1,031.71</u>
TT02 - TEXAS TERM TOLL OPERATIONS													
State Pool													
TT02-TX TERM Toll Rd. Operation	AR-0024	State Pool	11/01/08	Open	1,031.85	1,033.60	1,031.85	1,033.60	0.00	0.00	0.00	1,031.85	1,033.60
State Pool Total					<u>1,031.85</u>	<u>1,033.60</u>	<u>1,031.85</u>	<u>1,033.60</u>	<u>0.00</u>	<u>0.00</u>	<u>0.00</u>	<u>1,031.85</u>	<u>1,033.60</u>
TT02 - TEXAS TERM TOLL OPERATIONS Total					<u>1,031.85</u>	<u>1,033.60</u>	<u>1,031.85</u>	<u>1,033.60</u>	<u>0.00</u>	<u>0.00</u>	<u>0.00</u>	<u>1,031.85</u>	<u>1,033.60</u>
09 - Temporary Holding													
FFCB													
3133EGJX4	16-0004	FFCB 1.08 07/05/19	07/05/16	Open	8,500,000.00	8,500,000.00	8,387,970.00	8,401,910.00	0.00	0.00	8,500,000.00	8,500,000.00	8,500,000.00

Portfolio Position
Ft. Bend County
Effective Interest - Actual Life
Receipts in Period
08/01/18 - 08/31/18

6

CUSIP	Invest Number	Security Description	Purchase Date	Call Date	Par Value On 08/01/18	Par Value On 08/31/18	Market Val On 08/01/18	Market Val On 08/31/18	Purchase Cost	Sales Proceeds	Original Princ/Cost	Amor Value On 08/01/18	Amor Value On 08/31/18
FFCB Total					8,500,000.00	8,500,000.00	8,387,970.00	8,401,910.00	0.00	0.00	8,500,000.00	8,500,000.00	8,500,000.00
Money Market													
Prosperity-Money Market Accts.	AR-0009	Money Market	11/30/03	Open	0.00	0.00	0.00	0.00	0.00	0.00	0.00	0.00	0.00
Money Market Total					0.00	0.00	0.00	0.00	0.00	0.00	0.00	0.00	0.00
09 - Temporary Holding Total					8,500,000.00	8,500,000.00	8,387,970.00	8,401,910.00	0.00	0.00	8,500,000.00	8,500,000.00	8,500,000.00
Combined Port													
FFCB													
3133EGJX4	16-0004	FFCB 1.08 07/05/19	07/05/16	Open	8,500,000.00	8,500,000.00	8,387,970.00	8,401,910.00	0.00	0.00	8,500,000.00	8,500,000.00	8,500,000.00
FFCB Total					8,500,000.00	8,500,000.00	8,387,970.00	8,401,910.00	0.00	0.00	8,500,000.00	8,500,000.00	8,500,000.00
Money Market													
Prosperity-Money Market Accts.	AR-0009	Money Market	11/30/03	Open	352,259,229.26	310,388,348.99	352,259,229.26	310,388,348.99	0.00	0.00	12,505,577.66	352,259,229.26	310,388,348.99
Money Market Total					352,259,229.26	310,388,348.99	352,259,229.26	310,388,348.99	0.00	0.00	12,505,577.66	352,259,229.26	310,388,348.99
State Pool													
LOG1-Logic- General	AR-0028	State Pool	11/10/08	Open	5,447,410.49	5,457,516.53	5,447,410.49	5,457,516.53	0.00	0.00	10,000,000.00	5,447,410.49	5,457,516.53
LOG2-Logic-Toll Rd. Operations	AR-0029	State Pool	11/10/08	Open	1,045.57	1,047.47	1,045.57	1,047.47	0.00	0.00	2,000,000.00	1,045.57	1,047.47
LOG5-Logic-Drainage	AR-0032	State Pool	11/10/08	Open	1,039.05	1,040.95	1,039.05	1,040.95	0.00	0.00	500,000.00	1,039.05	1,040.95
LOG8-Logic-Road & Bridge	AR-0035	State Pool	11/10/08	Open	1,039.47	1,041.37	1,039.47	1,041.37	0.00	0.00	1,000,000.00	1,039.47	1,041.37
MB02-MBIA General	AR-0015	State Pool	11/01/08	Open	7,644,193.35	7,658,769.74	7,644,193.35	7,658,769.74	0.00	0.00	17,374,917.83	7,644,193.35	7,658,769.74
MB03-MBIA Road & Bridge	AR-0016	State Pool	11/01/08	Open	51,723.23	51,821.86	51,723.23	51,821.86	0.00	0.00	2,856,438.24	51,723.23	51,821.86
MB04-MBIA Drainage	AR-0017	State Pool	11/01/08	Open	742,015.36	743,430.28	742,015.36	743,430.28	0.00	0.00	1,267,218.21	742,015.36	743,430.28
MB06-MBIA Toll Rd. Operations	AR-0019	State Pool	11/01/08	Open	8,505,307.84	8,521,526.25	8,505,307.84	8,521,526.25	0.00	0.00	3,143,377.27	8,505,307.84	8,521,526.25
MB12-MBIA ESD 100 AGREEMENT	AR-0041	State Pool	08/31/16	Open	946,867.02	948,672.58	946,867.02	948,672.58	0.00	0.00	3,900,000.00	946,867.02	948,672.58
MB13-MBIA ASSISTANCE DIST #1	AR-0042	State Pool	08/31/16	Open	87,505.97	87,672.82	87,505.97	87,672.82	0.00	0.00	10,000,000.00	87,505.97	87,672.82
MB14-MBIA GR PARKWAY OPERATIONS	AR-0043	State Pool	08/31/16	Open	4,640,393.46	4,649,242.03	4,640,393.46	4,649,242.03	0.00	0.00	8,500,000.00	4,640,393.46	4,649,242.03
MB15-FACILITIES BONDS 2016	AR-0044	State Pool	08/31/16	Open	0.00	0.00	0.00	0.00	0.00	0.00	30,000,000.00	0.00	0.00
MB16-MOBILITY BONDS 2016	AR-0045	State Pool	08/31/16	Open	0.00	0.00	0.00	0.00	0.00	0.00	30,000,000.00	0.00	0.00
TT00-TX TERM General	AR-0022	State Pool	11/01/08	Open	1,033.02	1,034.77	1,033.02	1,034.77	0.00	0.00	10,006,437.87	1,033.02	1,034.77
TT02-TX TERM Toll Rd. Operation	AR-0024	State Pool	11/01/08	Open	1,031.85	1,033.60	1,031.85	1,033.60	0.00	0.00	0.00	1,031.85	1,033.60
TT04-TX TERM Road & Bridge	AR-0026	State Pool	11/01/08	Open	1,029.97	1,031.71	1,029.97	1,031.71	0.00	0.00	10,463.28	1,029.97	1,031.71
TT05-TX TERM Drainage	AR-0027	State Pool	11/01/08	Open	341.70	342.28	341.70	342.28	0.00	0.00	109,774.61	341.70	342.28
State Pool Total					28,071,977.35	28,125,224.24	28,071,977.35	28,125,224.24	0.00	0.00	130,668,627.31	28,071,977.35	28,125,224.24
Combined Port Total					388,831,206.61	347,013,573.23	388,719,176.61	346,915,483.23	0.00	0.00	151,674,204.97	388,831,206.61	347,013,573.23

Earnings and Yields Summary

Ft. Bend County

Effective Interest - Actual Life

Receipts in Period

08/01/18 - 08/31/18

7

Security Description	08/01/18 08/07/18	08/08/18 08/14/18	08/15/18 08/21/18	08/22/18 08/28/18	08/29/18 08/31/18	08/01/18 08/31/18
Combined Port						
FFCB	1,785.00	1,785.00	1,785.00	1,785.00	765.00	7,905.00
Money Market	147,058.56	147,058.55	147,058.55	147,058.55	61,078.43	649,312.64
State Pool	<u>12,023.03</u>	<u>12,023.04</u>	<u>12,023.04</u>	<u>12,023.04</u>	<u>5,154.74</u>	<u>53,246.89</u>
Port Total	<u>160,866.59</u>	<u>160,866.59</u>	<u>160,866.59</u>	<u>160,866.59</u>	<u>66,998.17</u>	<u>710,464.53</u>
Combined Port						
FFCB	1.0800	1.0800	1.0800	1.0800	1.0800	1.0800
Money Market	2.1768	2.1768	2.1768	2.1768	2.1980	2.1788
State Pool	<u>2.2332</u>	<u>2.2332</u>	<u>2.2332</u>	<u>2.2332</u>	<u>2.2338</u>	<u>2.2333</u>
Port Total	<u>2.1566</u>	<u>2.1566</u>	<u>2.1566</u>	<u>2.1566</u>	<u>2.1750</u>	<u>2.1583</u>

Maturity Aging
Ft. Bend County
 Effective Interest - Actual Life
 Receipts in Period
 08/31/18

CUSIP	Invest Number	Security Description	Purchase Date	Days to Maturity	Yield Matur
Cash / Money Market					
LOG1-Logic- General	AR-0028	State Pool	11/10/08	0	2.1843
LOG2-Logic-Toll Rd.Operations	AR-0029	State Pool	11/10/08	0	2.1843
LOG5-Logic-Drainage	AR-0032	State Pool	11/10/08	0	2.1843
LOG8-Logic-Road & Bridge	AR-0035	State Pool	11/10/08	0	2.1843
MB02-MBIA General	AR-0015	State Pool	11/01/08	0	2.2400
MB03-MBIA Road & Bridge	AR-0016	State Pool	11/01/08	0	2.2400
MB04-MBIA Drainage	AR-0017	State Pool	11/01/08	0	2.2400
MB06-MBIA Toll Rd. Operations	AR-0019	State Pool	11/01/08	0	2.2400
MB12-MBIA ESD 100 AGREEMENT	AR-0041	State Pool	08/31/16	0	2.2400
MB13-MBIA ASSISTANCE DIST #1	AR-0042	State Pool	08/31/16	0	2.2400
MB14-MBIA GR PARKWAY OPERATIONS	AR-0043	State Pool	08/31/16	0	2.2400
MB15-FACILITIES BONDS 2016	AR-0044	State Pool	08/31/16	0	2.2400
MB16-MOBILITY BONDS 2016	AR-0045	State Pool	08/31/16	0	2.2400
Prosperity-Money Market Accts.	AR-0009	Money Market	11/30/03	0	2.2970
TT00-TX TERM General	AR-0022	State Pool	11/01/08	0	1.9900
TT02-TX TERM Toll Rd. Operation	AR-0024	State Pool	11/01/08	0	1.9900
TT04-TX TERM Road & Bridge	AR-0026	State Pool	11/01/08	0	1.9900
TT05-TX TERM Drainage	AR-0027	State Pool	11/01/08	0	1.9900
Cash / Money Market Total				<u>0</u>	<u>2.2914</u>
181 - 364 Days					
3133EGJX4	16-0004	FFCB 1.08 07/05/19	07/05/16	<u>308</u>	<u>1.0800</u>
181 - 364 Days Total				<u>308</u>	<u>1.0800</u>
Investment Total				<u>8</u>	<u>2.2612</u>

Activity Statement
Ft. Bend County
 Effective Interest - Actual Life
 Receipts in Period
 08/01/18 - 08/31/18

Run Date: 09/17/18
 Run Time: 13:25:29
 Page 1 of 1

Purchase Date	Sale Date	CUSIP	Invest Number	Security Description	Amor Value On 08/01/18	Changes In Principal	Purchase Cost	Sales Proceeds	Purchased Interest	Int/Div Rec In the Perd	Amor Value On 08/31/18
FFCB											
07/05/16	Open	3133EGJX4	16-0004	FFCB 1.08 07/05/19	8,500,000.00	0.00	0.00	0.00	0.00	0.00	8,500,000.00
FFCB Total					8,500,000.00	0.00	0.00	0.00	0.00	0.00	8,500,000.00
Money Market											
11/30/03	Open	Prosperity-Money Market Accts.		AR-0009	Money Market	352,259,229.26	-41,870,880.27	0.00	0.00	0.00	310,388,348.99
Money Market Total					352,259,229.26	-41,870,880.27	0.00	0.00	0.00	649,312.64	310,388,348.99
State Pool											
11/01/08	Open	MB02-MBIA General		AR-0015	State Pool	7,644,193.35	14,576.39	0.00	0.00	0.00	7,658,769.74
11/01/08	Open	MB03-MBIA Road & Bridge		AR-0016	State Pool	51,723.23	98.63	0.00	0.00	0.00	51,821.86
11/01/08	Open	MB04-MBIA Drainage		AR-0017	State Pool	742,015.36	1,414.92	0.00	0.00	0.00	743,430.28
11/01/08	Open	MB06-MBIA Toll Rd. Operations		AR-0019	State Pool	8,505,307.84	16,218.41	0.00	0.00	0.00	8,521,526.25
11/01/08	Open	TT00-TX TERM General		AR-0022	State Pool	1,033.02	1.75	0.00	0.00	0.00	1,034.77
11/01/08	Open	TT02-TX TERM Toll Rd. Operation		AR-0024	State Pool	1,031.85	1.75	0.00	0.00	0.00	1,033.60
11/01/08	Open	TT04-TX TERM Road & Bridge		AR-0026	State Pool	1,029.97	1.74	0.00	0.00	0.00	1,031.71
11/01/08	Open	TT05-TX TERM Drainage		AR-0027	State Pool	341.70	0.58	0.00	0.00	0.00	342.28
11/10/08	Open	LOG1-Logic- General		AR-0028	State Pool	5,447,410.49	10,106.04	0.00	0.00	0.00	5,457,516.53
11/10/08	Open	LOG2-Logic-Toll Rd.Operations		AR-0029	State Pool	1,045.57	1.90	0.00	0.00	0.00	1,047.47
11/10/08	Open	LOG5-Logic-Drainage		AR-0032	State Pool	1,039.05	1.90	0.00	0.00	0.00	1,040.95
11/10/08	Open	LOG8-Logic-Road & Bridge		AR-0035	State Pool	1,039.47	1.90	0.00	0.00	0.00	1,041.37
08/31/16	Open	MB12-MBIA ESD 100 AGREEMENT		AR-0041	State Pool	946,867.02	1,805.56	0.00	0.00	0.00	948,672.58
08/31/16	Open	MB13-MBIA ASSISTANCE DIST #1		AR-0042	State Pool	87,505.97	166.85	0.00	0.00	0.00	87,672.82
08/31/16	Open	MB14-MBIA GR PARKWAY OPERATIONS		AR-0043	State Pool	4,640,393.46	8,848.57	0.00	0.00	0.00	4,649,242.03
08/31/16	Open	MB15-FACILITIES BONDS 2016		AR-0044	State Pool	0.00	0.00	0.00	0.00	0.00	0.00
08/31/16	Open	MB16-MOBILITY BONDS 2016		AR-0045	State Pool	0.00	0.00	0.00	0.00	0.00	0.00
State Pool Total					28,071,977.35	53,246.89	0.00	0.00	0.00	53,246.89	28,125,224.24
Investment Total					388,831,206.61	-41,817,633.38	0.00	0.00	0.00	702,559.53	347,013,573.23

Interest Accrual
Ft. Bend County
Effective Interest - Actual Life
Receipts in Period
08/01/18 - 08/31/18

10

CUSIP	Invest Number	Security Description	Purchase Date	Sale Date	Yield Earned	Ending Par Val/Shares	Ending Amor Val/Cost	Purchased Interest	Int/Div Rec In the Perd	Int/Div Accrued In the Perd	PTD Purch Received	Int/Div Rec Purch/Date	Int/Div Accrued Purch/Date
09 - Temporary Holding													
FFCB													
3133EGJX4	16-0004	FFCB 1.08 07/05/19	07/05/16	Open	<u>1.0800</u>	<u>8,500,000.00</u>	<u>8,500,000.00</u>	<u>0.00</u>	<u>0.00</u>	<u>7,905.00</u>	<u>0.00</u>	<u>0.00</u>	<u>200,940.00</u>
FFCB Total					1.0800	8,500,000.00	8,500,000.00	0.00	0.00	7,905.00	0.00	0.00	200,940.00
Money Market													
Prosperity-Money Market Accts.	AR-0009	Money Market	11/30/03	Open	<u>0.0000</u>	<u>0.00</u>	<u>0.00</u>	<u>0.00</u>	<u>0.00</u>	<u>0.00</u>	<u>0.00</u>	<u>0.00</u>	<u>0.00</u>
Money Market Total					0.0000	0.00	0.00	0.00	0.00	0.00	0.00	0.00	0.00
09 - Temporary Holding Total					1.0800	8,500,000.00	8,500,000.00	0.00	0.00	7,905.00	0.00	0.00	200,940.00
130 - Assistance Dist #1													
State Pool													
MB13-MBIA ASSISTANCE DIST #1	AR-0042	State Pool	08/31/16	Open	<u>2.2450</u>	<u>87,672.82</u>	<u>87,672.82</u>	<u>0.00</u>	<u>166.85</u>	<u>0.00</u>	<u>0.00</u>	<u>87,672.82</u>	<u>0.00</u>
State Pool Total					2.2450	87,672.82	87,672.82	0.00	166.85	0.00	0.00	87,672.82	0.00
130 - Assistance Dist #1 Total					2.2450	87,672.82	87,672.82	0.00	166.85	0.00	0.00	87,672.82	0.00
145 - ESD 100 Agreement													
State Pool													
MB12-MBIA ESD 100 AGREEMENT	AR-0041	State Pool	08/31/16	Open	<u>2.2452</u>	<u>948,672.58</u>	<u>948,672.58</u>	<u>0.00</u>	<u>1,805.56</u>	<u>0.00</u>	<u>0.00</u>	<u>48,672.58</u>	<u>0.00</u>
State Pool Total					2.2452	948,672.58	948,672.58	0.00	1,805.56	0.00	0.00	48,672.58	0.00
145 - ESD 100 Agreement Total					2.2452	948,672.58	948,672.58	0.00	1,805.56	0.00	0.00	48,672.58	0.00
742 - Facilities Bond Projects 2016													
State Pool													
MB15-FACILITIES BONDS 2016	AR-0044	State Pool	08/31/16	Open	<u>0.0000</u>	<u>0.00</u>	<u>0.00</u>	<u>0.00</u>	<u>0.00</u>	<u>0.00</u>	<u>0.00</u>	<u>227,500.72</u>	<u>0.00</u>
State Pool Total					0.0000	0.00	0.00	0.00	0.00	0.00	0.00	227,500.72	0.00
742 - Facilities Bond Projects 2016 Total					0.0000	0.00	0.00	0.00	0.00	0.00	0.00	227,500.72	0.00
744 - Mobility Project Bonds 2016													
State Pool													
MB16-MOBILITY BONDS 2016	AR-0045	State Pool	08/31/16	Open	<u>0.0000</u>	<u>0.00</u>	<u>0.00</u>	<u>0.00</u>	<u>0.00</u>	<u>0.00</u>	<u>0.00</u>	<u>189,853.32</u>	<u>0.00</u>
State Pool Total					0.0000	0.00	0.00	0.00	0.00	0.00	0.00	189,853.32	0.00
744 - Mobility Project Bonds 2016 Total					0.0000	0.00	0.00	0.00	0.00	0.00	0.00	189,853.32	0.00
810 - FBC Toll Road Operations													
State Pool													
TT02-TX TERM Toll Rd. Operation	AR-0024	State Pool	11/01/08	Open	<u>0.0000</u>	<u>0.00</u>	<u>0.00</u>	<u>0.00</u>	<u>0.00</u>	<u>0.00</u>	<u>0.00</u>	<u>0.00</u>	<u>0.00</u>
State Pool Total					0.0000	0.00	0.00	0.00	0.00	0.00	0.00	0.00	0.00
810 - FBC Toll Road Operations Total					0.0000	0.00	0.00	0.00	0.00	0.00	0.00	0.00	0.00
815 - Grand Parkway Operations													
State Pool													
MB14-MBIA GR PARKWAY OPERATIONS	AR-0043	State Pool	08/31/16	Open	<u>2.2452</u>	<u>4,649,242.03</u>	<u>4,649,242.03</u>	<u>0.00</u>	<u>8,848.57</u>	<u>0.00</u>	<u>0.00</u>	<u>149,236.55</u>	<u>0.00</u>
State Pool Total					2.2452	4,649,242.03	4,649,242.03	0.00	8,848.57	0.00	0.00	149,236.55	0.00
815 - Grand Parkway Operations Total					2.2452	4,649,242.03	4,649,242.03	0.00	8,848.57	0.00	0.00	149,236.55	0.00
LOG1 - LOGIC GENERAL													
State Pool													
LOG1-Logic- General	AR-0028	State Pool	11/10/08	Open	<u>2.1842</u>	<u>5,457,516.53</u>	<u>5,457,516.53</u>	<u>0.00</u>	<u>10,106.04</u>	<u>0.00</u>	<u>0.00</u>	<u>527,949.51</u>	<u>0.00</u>
State Pool Total					2.1842	5,457,516.53	5,457,516.53	0.00	10,106.04	0.00	0.00	527,949.51	0.00
LOG1 - LOGIC GENERAL Total					2.1842	5,457,516.53	5,457,516.53	0.00	10,106.04	0.00	0.00	527,949.51	0.00
LOG2 - LOGIC TOLL OPERATIONS													
State Pool													
LOG2-Logic-Toll Rd.Operations	AR-0029	State Pool	11/10/08	Open	<u>2.1395</u>	<u>1,047.47</u>	<u>1,047.47</u>	<u>0.00</u>	<u>1.90</u>	<u>0.00</u>	<u>0.00</u>	<u>62,378.55</u>	<u>0.00</u>

Interest Accrual
Ft. Bend County
Effective Interest - Actual Life
Receipts in Period
08/01/18 - 08/31/18

CUSIP	Invest Number	Security Description	Purchase Date	Sale Date	Yield Earned	Ending Par Val/Shares	Ending Amor Val/Cost	Purchased Interest	Int/Div Rec In the Perd	Int/Div Accrued In the Perd	PTD Purch Received	Int/Div Rec Purch/Date	Int/Div Accrued Purch/Date
State Pool Total					<u>2.1395</u>	<u>1,047.47</u>	<u>1,047.47</u>	<u>0.00</u>	<u>1.90</u>	<u>0.00</u>	<u>0.00</u>	<u>62,378.55</u>	<u>0.00</u>
LOG2 - LOGIC TOLL OPERATIONS Total					<u>2.1395</u>	<u>1,047.47</u>	<u>1,047.47</u>	<u>0.00</u>	<u>1.90</u>	<u>0.00</u>	<u>0.00</u>	<u>62,378.55</u>	<u>0.00</u>
LOG5 - LOGIC DRAINAGE													
State Pool													
LOG5-Logic-Drainage	AR-0032	State Pool	11/10/08	Open	2.1529	1,040.95	1,040.95	0.00	1.90	0.00	0.00	3,284.72	0.00
State Pool Total					<u>2.1529</u>	<u>1,040.95</u>	<u>1,040.95</u>	<u>0.00</u>	<u>1.90</u>	<u>0.00</u>	<u>0.00</u>	<u>3,284.72</u>	<u>0.00</u>
LOG5 - LOGIC DRAINAGE Total					<u>2.1529</u>	<u>1,040.95</u>	<u>1,040.95</u>	<u>0.00</u>	<u>1.90</u>	<u>0.00</u>	<u>0.00</u>	<u>3,284.72</u>	<u>0.00</u>
LOG8 - LOGIC ROAD & BRIDGE													
State Pool													
LOG8-Logic-Road & Bridge	AR-0035	State Pool	11/10/08	Open	2.1520	1,041.37	1,041.37	0.00	1.90	0.00	0.00	6,528.89	0.00
State Pool Total					<u>2.1520</u>	<u>1,041.37</u>	<u>1,041.37</u>	<u>0.00</u>	<u>1.90</u>	<u>0.00</u>	<u>0.00</u>	<u>6,528.89</u>	<u>0.00</u>
LOG8 - LOGIC ROAD & BRIDGE Total					<u>2.1520</u>	<u>1,041.37</u>	<u>1,041.37</u>	<u>0.00</u>	<u>1.90</u>	<u>0.00</u>	<u>0.00</u>	<u>6,528.89</u>	<u>0.00</u>
MB02 - MBIA GENERAL													
State Pool													
MB02-MBIA General	AR-0015	State Pool	11/01/08	Open	2.2452	7,658,769.74	7,658,769.74	0.00	14,576.39	0.00	0.00	388,120.11	0.00
State Pool Total					<u>2.2452</u>	<u>7,658,769.74</u>	<u>7,658,769.74</u>	<u>0.00</u>	<u>14,576.39</u>	<u>0.00</u>	<u>0.00</u>	<u>388,120.11</u>	<u>0.00</u>
MB02 - MBIA GENERAL Total					<u>2.2452</u>	<u>7,658,769.74</u>	<u>7,658,769.74</u>	<u>0.00</u>	<u>14,576.39</u>	<u>0.00</u>	<u>0.00</u>	<u>388,120.11</u>	<u>0.00</u>
MB03 - MBIA ROAD & BRIDGE													
State Pool													
MB03-MBIA Road & Bridge	AR-0016	State Pool	11/01/08	Open	2.2452	51,821.86	51,821.86	0.00	98.63	0.00	0.00	92,561.01	0.00
State Pool Total					<u>2.2452</u>	<u>51,821.86</u>	<u>51,821.86</u>	<u>0.00</u>	<u>98.63</u>	<u>0.00</u>	<u>0.00</u>	<u>92,561.01</u>	<u>0.00</u>
MB03 - MBIA ROAD & BRIDGE Total					<u>2.2452</u>	<u>51,821.86</u>	<u>51,821.86</u>	<u>0.00</u>	<u>98.63</u>	<u>0.00</u>	<u>0.00</u>	<u>92,561.01</u>	<u>0.00</u>
MB04 - MBIA DRAINAGE													
State Pool													
MB04-MBIA Drainage	AR-0017	State Pool	11/01/08	Open	2.2452	743,430.28	743,430.28	0.00	1,414.92	0.00	0.00	100,758.19	0.00
State Pool Total					<u>2.2452</u>	<u>743,430.28</u>	<u>743,430.28</u>	<u>0.00</u>	<u>1,414.92</u>	<u>0.00</u>	<u>0.00</u>	<u>100,758.19</u>	<u>0.00</u>
MB04 - MBIA DRAINAGE Total					<u>2.2452</u>	<u>743,430.28</u>	<u>743,430.28</u>	<u>0.00</u>	<u>1,414.92</u>	<u>0.00</u>	<u>0.00</u>	<u>100,758.19</u>	<u>0.00</u>
MB06 - MBIA TOLL RD OPERATIONS													
State Pool													
MB06-MBIA Toll Rd. Operations	AR-0019	State Pool	11/01/08	Open	2.2452	8,521,526.25	8,521,526.25	0.00	16,218.41	0.00	0.00	237,463.05	0.00
State Pool Total					<u>2.2452</u>	<u>8,521,526.25</u>	<u>8,521,526.25</u>	<u>0.00</u>	<u>16,218.41</u>	<u>0.00</u>	<u>0.00</u>	<u>237,463.05</u>	<u>0.00</u>
MB06 - MBIA TOLL RD OPERATIONS Total					<u>2.2452</u>	<u>8,521,526.25</u>	<u>8,521,526.25</u>	<u>0.00</u>	<u>16,218.41</u>	<u>0.00</u>	<u>0.00</u>	<u>237,463.05</u>	<u>0.00</u>
PROS - Prosperity Money Mkt. Accts.													
Money Market													
Prosperity-Money Market Accts.	AR-0009	Money Market	11/30/03	Open	2.1788	310,388,348.99	310,388,348.99	0.00	649,312.64	0.00	0.00	33,152,120.94	0.00
Money Market Total					<u>2.1788</u>	<u>310,388,348.99</u>	<u>310,388,348.99</u>	<u>0.00</u>	<u>649,312.64</u>	<u>0.00</u>	<u>0.00</u>	<u>33,152,120.94</u>	<u>0.00</u>
PROS - Prosperity Money Mkt. Accts. Total					<u>2.1788</u>	<u>310,388,348.99</u>	<u>310,388,348.99</u>	<u>0.00</u>	<u>649,312.64</u>	<u>0.00</u>	<u>0.00</u>	<u>33,152,120.94</u>	<u>0.00</u>
TT00 - TEXAS TERM GENERAL													
State Pool													
TT00-TX TERM General	AR-0022	State Pool	11/01/08	Open	1.9945	1,034.77	1,034.77	0.00	1.75	0.00	0.00	21,419.54	0.00
State Pool Total					<u>1.9945</u>	<u>1,034.77</u>	<u>1,034.77</u>	<u>0.00</u>	<u>1.75</u>	<u>0.00</u>	<u>0.00</u>	<u>21,419.54</u>	<u>0.00</u>
TT00 - TEXAS TERM GENERAL Total					<u>1.9945</u>	<u>1,034.77</u>	<u>1,034.77</u>	<u>0.00</u>	<u>1.75</u>	<u>0.00</u>	<u>0.00</u>	<u>21,419.54</u>	<u>0.00</u>
TT02 - TEXAS TERM TOLL OPERATIONS													
State Pool													
TT02-TX TERM Toll Rd. Operation	AR-0024	State Pool	11/01/08	Open	1.9968	1,033.60	1,033.60	0.00	1.75	0.00	0.00	17,963.50	0.00
State Pool Total					<u>1.9968</u>	<u>1,033.60</u>	<u>1,033.60</u>	<u>0.00</u>	<u>1.75</u>	<u>0.00</u>	<u>0.00</u>	<u>17,963.50</u>	<u>0.00</u>

Interest Accrual
Ft. Bend County
 Effective Interest - Actual Life
 Receipts in Period
 08/01/18 - 08/31/18

CUSIP	Invest Number	Security Description	Purchase Date	Sale Date	Yield Earned	Ending Par Val/Shares	Ending Amor Val/Cost	Purchased Interest	Int/Div Rec In the Perd	Int/Div Accrued In the Perd	PTD Purch Received	Int/Div Rec Purch/Date	Int/Div Accrued Purch/Date
TT02 - TEXAS TERM TOLL OPERATIONS Total					<u>1.9968</u>	<u>1,033.60</u>	<u>1,033.60</u>	<u>0.00</u>	<u>1.75</u>	<u>0.00</u>	<u>0.00</u>	<u>17,963.50</u>	<u>0.00</u>
TT04 - TEXAS TERM ROAD & BRIDGE													
State Pool													
TT04-TX TERM Road & Bridge	AR-0026	State Pool	11/01/08	Open	1.9890	1,031.71	1,031.71	0.00	1.74	0.00	0.00	8,238.99	0.00
State Pool Total					<u>1.9890</u>	<u>1,031.71</u>	<u>1,031.71</u>	<u>0.00</u>	<u>1.74</u>	<u>0.00</u>	<u>0.00</u>	<u>8,238.99</u>	<u>0.00</u>
TT04 - TEXAS TERM ROAD & BRIDGE Total					<u>1.9890</u>	<u>1,031.71</u>	<u>1,031.71</u>	<u>0.00</u>	<u>1.74</u>	<u>0.00</u>	<u>0.00</u>	<u>8,238.99</u>	<u>0.00</u>
TT05 - TEXAS TERM DRAINAGE													
State Pool													
TT05-TX TERM Drainage	AR-0027	State Pool	11/01/08	Open	1.9984	342.28	342.28	0.00	0.58	0.00	0.00	5,021.55	0.00
State Pool Total					<u>1.9984</u>	<u>342.28</u>	<u>342.28</u>	<u>0.00</u>	<u>0.58</u>	<u>0.00</u>	<u>0.00</u>	<u>5,021.55</u>	<u>0.00</u>
TT05 - TEXAS TERM DRAINAGE Total					<u>1.9984</u>	<u>342.28</u>	<u>342.28</u>	<u>0.00</u>	<u>0.58</u>	<u>0.00</u>	<u>0.00</u>	<u>5,021.55</u>	<u>0.00</u>

Premium/Discount Amortization

Ft. Bend County

Effective Interest - Actual Life
 Receipts in Period
 08/01/18 - 08/31/18

13

CUSIP	Invest Number	Security Description	Purchase Date	Amortiz Date	Yield Earned	Beginning Par Val/Shares	Beginning Unamor Val/Cost	Premium Discount	Ending Par Val/Shares	Ending Amor Val/Cost	Unamor Prem/Dscnt	Amortization In the Perd	Amortization Purch/Date
FFCB													
3133EGJX4	16-0004	FFCB 1.08 07/05/19	07/05/16	07/05/19	<u>1.0800</u>	<u>8,500,000.00</u>	<u>8,500,000.00</u>	<u>0.00</u>	<u>8,500,000.00</u>	<u>8,500,000.00</u>	<u>0.00</u>	<u>0.00</u>	<u>0.00</u>
FFCB Total					<u>1.0800</u>	<u>8,500,000.00</u>	<u>8,500,000.00</u>	<u>0.00</u>	<u>8,500,000.00</u>	<u>8,500,000.00</u>	<u>0.00</u>	<u>0.00</u>	<u>0.00</u>
Money Market													
Prosperity-Money Market Accts.	AR-0009	Money Market	11/30/03	Open	2.1788	352,259,229.26	352,259,229.26	0.00	310,388,348.99	310,388,348.99	0.00	0.00	0.00
Money Market Total					<u>2.1788</u>	<u>352,259,229.26</u>	<u>352,259,229.26</u>	<u>0.00</u>	<u>310,388,348.99</u>	<u>310,388,348.99</u>	<u>0.00</u>	<u>0.00</u>	<u>0.00</u>
State Pool													
MB02-MBIA General	AR-0015	State Pool	11/01/08	Open	2.2452	7,644,193.35	7,644,193.35	0.00	7,658,769.74	7,658,769.74	0.00	0.00	0.00
MB03-MBIA Road & Bridge	AR-0016	State Pool	11/01/08	Open	2.2452	51,723.23	51,723.23	0.00	51,821.86	51,821.86	0.00	0.00	0.00
MB04-MBIA Drainage	AR-0017	State Pool	11/01/08	Open	2.2452	742,015.36	742,015.36	0.00	743,430.28	743,430.28	0.00	0.00	0.00
MB06-MBIA Toll Rd. Operations	AR-0019	State Pool	11/01/08	Open	2.2452	8,505,307.84	8,505,307.84	0.00	8,521,526.25	8,521,526.25	0.00	0.00	0.00
TT00-TX TERM General	AR-0022	State Pool	11/01/08	Open	1.9945	1,033.02	1,033.02	0.00	1,034.77	1,034.77	0.00	0.00	0.00
TT02-TX TERM Toll Rd. Operation	AR-0024	State Pool	11/01/08	Open	1.9968	1,031.85	1,031.85	0.00	1,033.60	1,033.60	0.00	0.00	0.00
TT04-TX TERM Road & Bridge	AR-0026	State Pool	11/01/08	Open	1.9890	1,029.97	1,029.97	0.00	1,031.71	1,031.71	0.00	0.00	0.00
TT05-TX TERM Drainage	AR-0027	State Pool	11/01/08	Open	1.9984	341.70	341.70	0.00	342.28	342.28	0.00	0.00	0.00
LOG1-Logic- General	AR-0028	State Pool	11/10/08	Open	2.1842	5,447,410.49	5,447,410.49	0.00	5,457,516.53	5,457,516.53	0.00	0.00	0.00
LOG2-Logic-Toll Rd.Operations	AR-0029	State Pool	11/10/08	Open	2.1395	1,045.57	1,045.57	0.00	1,047.47	1,047.47	0.00	0.00	0.00
LOG5-Logic-Drainage	AR-0032	State Pool	11/10/08	Open	2.1529	1,039.05	1,039.05	0.00	1,040.95	1,040.95	0.00	0.00	0.00
LOG8-Logic-Road & Bridge	AR-0035	State Pool	11/10/08	Open	2.1520	1,039.47	1,039.47	0.00	1,041.37	1,041.37	0.00	0.00	0.00
MB12-MBIA ESD 100 AGREEMENT	AR-0041	State Pool	08/31/16	Open	2.2452	946,867.02	946,867.02	0.00	948,672.58	948,672.58	0.00	0.00	0.00
MB13-MBIA ASSISTANCE DIST #1	AR-0042	State Pool	08/31/16	Open	2.2450	87,505.97	87,505.97	0.00	87,672.82	87,672.82	0.00	0.00	0.00
MB14-MBIA GR PARKWAY OPERATIONS	AR-0043	State Pool	08/31/16	Open	2.2452	4,640,393.46	4,640,393.46	0.00	4,649,242.03	4,649,242.03	0.00	0.00	0.00
MB15-FACILITIES BONDS 2016	AR-0044	State Pool	08/31/16	Open	0.0000	0.00	0.00	0.00	0.00	0.00	0.00	0.00	0.00
MB16-MOBILITY BONDS 2016	AR-0045	State Pool	08/31/16	Open	<u>0.0000</u>	<u>0.00</u>	<u>0.00</u>	<u>0.00</u>	<u>0.00</u>	<u>0.00</u>	<u>0.00</u>	<u>0.00</u>	<u>0.00</u>
State Pool Total					<u>2.2333</u>	<u>28,071,977.35</u>	<u>28,071,977.35</u>	<u>0.00</u>	<u>28,125,224.24</u>	<u>28,125,224.24</u>	<u>0.00</u>	<u>0.00</u>	<u>0.00</u>
Investment Total					<u>2.1583</u>	<u>388,831,206.61</u>	<u>388,831,206.61</u>	<u>0.00</u>	<u>347,013,573.23</u>	<u>347,013,573.23</u>	<u>0.00</u>	<u>0.00</u>	<u>0.00</u>

Open Investments

Ft. Bend County

Effective Interest - Actual Life
Receipts in Period
08/31/18


CUSIP	Invest Number	Security Description	Invest Class	Purchase Date	Call Date	Purchase Institut	Safe/Keep Institut	Issuing Institut	Yield Matur	Yield Call	Original Unit Cost	Original Par Val/Shares	Original Princ/Cost	Orig Prem Discount	Ending Unit Price	Ending Par Val/Shares	Ending Amor Val/Cost	Ending Val/Cost	Unamor Prem/Dscnt
FFCB																			
3133EGJX4	16-0004	FFCB 1.08 07/05/19		07/05/16	Open	700	100	None	1.0800	1.0800	1.000000	8,500,000.00	8,500,000.00	0.00	1.000000	8,500,000.00	8,500,000.00		0.00
FFCB Total									<u>1.0800</u>	<u>1.0800</u>	<u>1.000000</u>	<u>8,500,000.00</u>	<u>8,500,000.00</u>	<u>0.00</u>	<u>1.000000</u>	<u>8,500,000.00</u>	<u>8,500,000.00</u>		<u>0.00</u>
Money Market																			
Prosperity-Money Market Accts.	AR-0009	Money Market		11/30/03	Open	100	None	100	2.2970	2.2970	1.000000	12,505,577.66	12,505,577.66	0.00	1.000000	310,388,348.99	310,388,348.99		0.00
Money Market Total									<u>2.2970</u>	<u>2.2970</u>	<u>1.000000</u>	<u>12,505,577.66</u>	<u>12,505,577.66</u>	<u>0.00</u>	<u>1.000000</u>	<u>310,388,348.99</u>	<u>310,388,348.99</u>		<u>0.00</u>
State Pool																			
MB02-MBIA General	AR-0015	State Pool		11/01/08	Open	2000	None	2000	2.2400	2.2400	1.000000	17,374,917.83	17,374,917.83	0.00	1.000000	7,658,769.74	7,658,769.74		0.00
MB03-MBIA Road & Bridge	AR-0016	State Pool		11/01/08	Open	2000	None	2000	2.2400	2.2400	1.000000	2,856,438.24	2,856,438.24	0.00	1.000000	51,821.86	51,821.86		0.00
MB04-MBIA Drainage	AR-0017	State Pool		11/01/08	Open	2000	None	2000	2.2400	2.2400	1.000000	1,267,218.21	1,267,218.21	0.00	1.000000	743,430.28	743,430.28		0.00
MB06-MBIA Toll Rd. Operations	AR-0019	State Pool		11/01/08	Open	2000	None	2000	2.2400	2.2400	1.000000	3,143,377.27	3,143,377.27	0.00	1.000000	8,521,526.25	8,521,526.25		0.00
TT00-TX TERM General	AR-0022	State Pool		11/01/08	Open	2005	None	2005	1.9900	1.9900	1.000000	10,006,437.87	10,006,437.87	0.00	1.000000	1,034.77	1,034.77		0.00
TT02-TX TERM Toll Rd. Operation	AR-0024	State Pool		11/01/08	Open	2005	None	2005	1.9900	1.9900	0.000000	0.00	0.00	0.00	1.000000	1,033.60	1,033.60		0.00
TT04-TX TERM Road & Bridge	AR-0026	State Pool		11/01/08	Open	2005	None	2005	1.9900	1.9900	1.000000	10,463.28	10,463.28	0.00	1.000000	1,031.71	1,031.71		0.00
TT05-TX TERM Drainage	AR-0027	State Pool		11/01/08	Open	2005	None	2005	1.9900	1.9900	1.000000	109,774.61	109,774.61	0.00	1.000000	342.28	342.28		0.00
LOG1-Logic- General	AR-0028	State Pool		11/10/08	Open	200	None	200	2.1843	2.1843	1.000000	10,000,000.00	10,000,000.00	0.00	1.000000	5,457,516.53	5,457,516.53		0.00
LOG2-Logic-Toll Rd.Operations	AR-0029	State Pool		11/10/08	Open	200	None	200	2.1843	2.1843	1.000000	2,000,000.00	2,000,000.00	0.00	1.000000	1,047.47	1,047.47		0.00
LOG5-Logic-Drainage	AR-0032	State Pool		11/10/08	Open	200	None	200	2.1843	2.1843	1.000000	500,000.00	500,000.00	0.00	1.000000	1,040.95	1,040.95		0.00
LOG8-Logic-Road & Bridge	AR-0035	State Pool		11/10/08	Open	200	None	200	2.1843	2.1843	1.000000	1,000,000.00	1,000,000.00	0.00	1.000000	1,041.37	1,041.37		0.00
MB12-MBIA ESD 100 AGREEMENT	AR-0041	State Pool		08/31/16	Open	2000	None	2000	2.2400	2.2400	1.000000	3,900,000.00	3,900,000.00	0.00	1.000000	948,672.58	948,672.58		0.00
MB13-MBIA ASSISTANCE DIST #1	AR-0042	State Pool		08/31/16	Open	2000	None	2000	2.2400	2.2400	1.000000	10,000,000.00	10,000,000.00	0.00	1.000000	87,672.82	87,672.82		0.00
MB14-MBIA GR PARKWAY OPERATIONS	AR-0043	State Pool		08/31/16	Open	2000	None	2000	2.2400	2.2400	1.000000	8,500,000.00	8,500,000.00	0.00	1.000000	4,649,242.03	4,649,242.03		0.00
MB15-FACILITIES BONDS 2016	AR-0044	State Pool		08/31/16	Open	2000	None	2000	2.2400	2.2400	1.000000	30,000,000.00	30,000,000.00	0.00	0.000000	0.00	0.00		0.00
MB16-MOBILITY BONDS 2016	AR-0045	State Pool		08/31/16	Open	2000	None	2000	2.2400	2.2400	1.000000	30,000,000.00	30,000,000.00	0.00	0.000000	0.00	0.00		0.00
State Pool Total									<u>2.2291</u>	<u>2.2291</u>	<u>1.000000</u>	<u>130,668,627.31</u>	<u>130,668,627.31</u>	<u>0.00</u>	<u>1.000000</u>	<u>28,125,224.24</u>	<u>28,125,224.24</u>		<u>0.00</u>
Investment Total									<u>2.2612</u>	<u>2.2612</u>	<u>1.000000</u>	<u>151,674,204.97</u>	<u>151,674,204.97</u>	<u>0.00</u>	<u>1.000000</u>	<u>347,013,573.23</u>	<u>347,013,573.23</u>		<u>0.00</u>

Open Investments

Ft. Bend County

Effective Interest - Actual Life
Receipts in Period
08/31/18

Showing Ending Par Val/Shares: \$347,013,573.23



FBC INVESTMENT TRAILING 12 MONTHS

Open Investments		FARMERS MAC DN	FFCB	FHLB	FHLMC	FNMA	FNMA DISCOUNT NOTE	State Pool	Prosperity Money Market	Prosperity - Invst. Acct.
\$ 390,497,782	8/31/2017	\$ -	\$ 8,500,000	\$ -	\$ 30,502,569	\$ -	\$ -	\$ 43,164,659	\$ 308,330,554	\$ -
\$ 363,468,655	9/30/2017	\$ -	\$ 8,500,000	\$ -	\$ 30,502,217	\$ -	\$ -	\$ 43,209,454	\$ 281,256,984	\$ -
\$ 332,060,484	10/31/2017	\$ -	\$ 8,500,000	\$ -	\$ 30,500,000	\$ -	\$ -	\$ 43,256,292	\$ 249,804,192	\$ -
\$ 303,062,222	11/30/2017	\$ -	\$ 8,500,000	\$ -	\$ 30,500,000	\$ -	\$ -	\$ 28,144,030	\$ 235,918,192	\$ -
\$ 324,697,772	12/31/2017	\$ -	\$ 8,500,000	\$ -	\$ 20,500,000	\$ -	\$ -	\$ 28,177,460	\$ 267,520,312	\$ -
\$ 457,666,529	1/31/2018	\$ -	\$ 8,500,000	\$ -	\$ 20,500,000	\$ -	\$ -	\$ 28,214,482	\$ 400,452,047	\$ -
\$ 736,150,848	2/28/2018	\$ -	\$ 8,500,000	\$ -	\$ 20,500,000	\$ -	\$ -	\$ 28,249,394	\$ 678,901,454	\$ -
\$ 489,028,633	3/31/2018	\$ -	\$ 8,500,000	\$ -	\$ 20,500,000	\$ -	\$ -	\$ 28,291,247	\$ 431,737,386	\$ -
\$ 457,215,993	4/30/2018	\$ -	\$ 8,500,000	\$ -	\$ 14,500,000	\$ -	\$ -	\$ 28,336,426	\$ 405,879,567	\$ -
\$ 435,160,517	5/31/2018	\$ -	\$ 8,500,000	\$ -	\$ 14,500,000	\$ -	\$ -	\$ 28,385,866	\$ 383,774,651	\$ -
\$ 422,018,056	6/30/2018	\$ -	\$ 8,500,000	\$ -	\$ -	\$ -	\$ -	\$ 28,436,018	\$ 385,082,038	\$ -
\$ 388,831,206	7/31/2018	\$ -	\$ 8,500,000	\$ -	\$ -	\$ -	\$ -	\$ 28,071,977	\$ 352,259,229	\$ -
\$ 347,013,573	8/31/2018	\$ -	\$ 8,500,000	\$ -	\$ -	\$ -	\$ -	\$ 28,125,224	\$ 310,388,349	\$ -

Wendt, Sandra

From: Laura Turner (111) <Laura.Turner@prosperitybankusa.com>
Sent: Thursday, August 2, 2018 9:39 AM
To: Brogdon, Jennifer; Segura, Maria; Elster, Melissa; Schultz, Patsy; Wendt, Sandra
Subject: August interest rate

CAUTION: This email originated from outside of the organization. Do not click links or open attachments unless you recognize the sender and know the content is safe.

In accordance to the Depository bid, the variable interest rate for the month of August will reflect the change in the 91 day T-bill rate. The 91 day T-bill investment rate is 2.007%. Rate paid will be 2.297% (2.007% + .29) on the General Fund and all other accounts.

Laura Turner

Assistant Vice President

Lending Assistant

Sugar Land Banking Center

14060 Southwest Freeway

Sugar Land, TX 77478

Phone: 281-269-7200

Direct: 281-269-7254

Fax: 281-269-7108

Shoretel: 37254

Email: laura.turner@prosperitybankusa.com

NYSE: PB



Handy information should the need arise.....

281-242-4762 Fastline

1.866.985.2273 To Activate & Pin your Debit Card

1.800.684.2132 Report your card Lost/Stolen ATM/Debit Card



Daily Rates

August 2018

TXCLASS

AVERAGE MONTHLY YIELD: 2.24%

Date	Dividend Rate	Daily Yield
01-Aug-18	0.000061238	2.24%
02-Aug-18	0.000061236	2.24%
03-Aug-18	0.000061236	2.24%
04-Aug-18	0.000061236	2.24%
05-Aug-18	0.000061236	2.24%
06-Aug-18	0.000061041	2.23%
07-Aug-18	0.000061236	2.24%
08-Aug-18	0.000061265	2.24%
09-Aug-18	0.000061416	2.24%
10-Aug-18	0.000061809	2.26%
11-Aug-18	0.000061809	2.26%
12-Aug-18	0.000061809	2.26%
13-Aug-18	0.000061510	2.25%
14-Aug-18	0.000061254	2.24%
15-Aug-18	0.000061236	2.24%
16-Aug-18	0.000061236	2.24%
17-Aug-18	0.000061236	2.24%
18-Aug-18	0.000061236	2.24%
19-Aug-18	0.000061236	2.24%
20-Aug-18	0.000061540	2.25%
21-Aug-18	0.000061683	2.25%
22-Aug-18	0.000061682	2.25%
23-Aug-18	0.000061660	2.25%
24-Aug-18	0.000061645	2.25%
25-Aug-18	0.000061645	2.25%
26-Aug-18	0.000061645	2.25%
27-Aug-18	0.000061673	2.25%
28-Aug-18	0.000061588	2.25%
29-Aug-18	0.000061656	2.25%
30-Aug-18	0.000061555	2.25%
31-Aug-18	0.000061665	2.25%

Current Rates:

As of August 31, 2018

Current Yield¹

2.01%

Historical Rates

Monthly Distribution Yields²

	<u>2009</u>	<u>2010</u>	<u>2011</u>	<u>2012</u>	<u>2013</u>	<u>2014</u>	<u>2015</u>	<u>2016</u>	<u>2017</u>	<u>2018</u>
January	1.14%	0.17%	0.14%	0.08%	0.12%	0.04%	0.07%	0.35%	0.58%	1.34%
February	0.83%	0.17%	0.17%	0.10%	0.10%	0.04%	0.08%	0.39%	0.59%	1.40%
March	0.74%	0.18%	0.14%	0.10%	0.10%	0.04%	0.09%	0.41%	0.66%	1.50%
April	0.63%	0.19%	0.10%	0.10%	0.08%	0.04%	0.09%	0.42%	0.75%	1.65%
May	0.55%	0.19%	0.09%	0.12%	0.08%	0.04%	0.09%	0.43%	0.76%	1.75%
June	0.50%	0.21%	0.09%	0.13%	0.05%	0.04%	0.09%	0.44%	0.85%	1.85%
July	0.42%	0.23%	0.06%	0.13%	0.05%	0.05%	0.10%	0.45%	0.96%	1.96%
August	0.41%	0.24%	0.08%	0.13%	0.05%	0.06%	0.11%	0.47%	1.00%	2.01%
September	0.37%	0.21%	0.07%	0.13%	0.05%	0.06%	0.13%	0.50%	1.03%	
October	0.27%	0.19%	0.07%	0.13%	0.04%	0.06%	0.15%	0.47%	1.05%	
November	0.26%	0.17%	0.08%	0.13%	0.04%	0.06%	0.15%	0.45%	1.09%	
December	0.23%	0.15%	0.11%	0.13%	0.04%	0.07%	0.23%	0.50%	1.21%	

**Call Toll-Free
1-866-TEX-TERM**

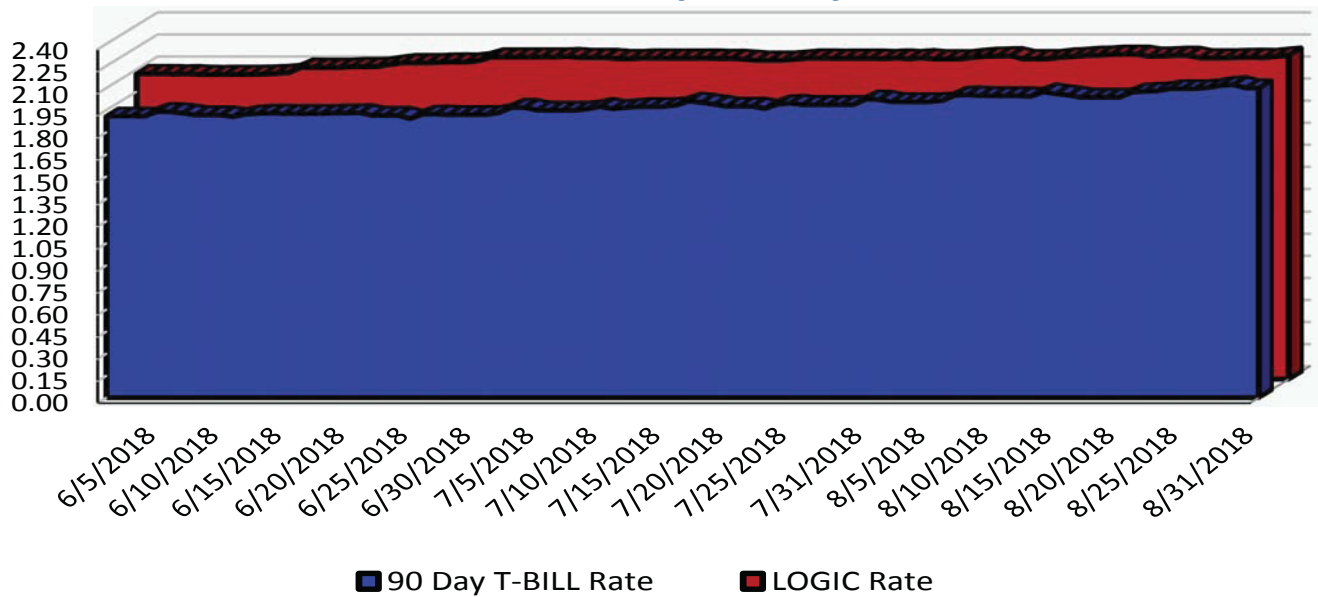
Past performance is not indicative of future results and yields may vary.

(1) The current yield, which is also known as the current annualized yield or current seven-day yield, represents the net change, exclusive of capital changes and income other than investment income, in the value of a hypothetical account with a balance of one share (normally \$1.00 per share) over a seven-day base period expressed as a percentage of the value of one share at the beginning of the seven-day period. This resulting net change in account value is then annualized by multiplying it by 365 and dividing the result by 7. The yields shown may reflect fee waivers by service providers that subsidize and reduce the total operating expenses of the TexasDAAILY portfolio. Portfolio yields would be lower if there were no such waivers. The allocation factor represents the daily net income dividend declared by the TexasDAAILY portfolio divided by the portfolio's daily net assets. The one-day yield represents the allocation factor of the TexasDAAILY portfolio divided by the daily net asset value per share (normally \$1.00) multiplied by 365. Unlike the current yield—which excludes capital changes and income other than investment income—the allocation factor and one-day yield are inclusive of capital changes and any income other than investment income.

(2) The monthly distribution yield represents the sum of a month's one-day allocation factors divided by the number of days in that month, and multiplied by 365. The yields shown may reflect fee waivers by service providers that subsidize and reduce the total operating expenses of the TexasDAAILY portfolio. Portfolio yields would be lower if there were no such waivers.

*This information is for institutional investor use only, not for further distribution to retail investors, and does not represent an offer to sell or a solicitation of an offer to buy or sell any fund or other security. Investors should consider the Pool's investment objectives, risks, charges and expenses before investing. This and other information about the Pool is available in the Pool's Information Statement, which should be read carefully before investing. A copy of the Pool's Information Statement may be obtained by calling 1-866-839-8376 or is available on the Pool's website at www.texasterm.net. While TexasDAAILY seeks to maintain a stable net asset value of \$1.00 per share and TexasTERM seeks to achieve a net asset value of \$1.00 per share at its stated maturity, it is possible to lose money investing in the Pool. An investment in the Pool is not insured or guaranteed by the Federal Deposit Insurance Corporation or any other government agency. Shares of the Pool are distributed by **PFM Fund Distributors, Inc.**, member Financial Industry Regulatory Authority (FINRA) (www.finra.org) and Securities Investor Protection Corporation (SIPC) (www.sipc.org). PFM Fund Distributors, Inc. is a wholly owned subsidiary of PFM Asset Management LLC.*

LOGIC versus 90-Day Treasury Bill



This material is for information purposes only. This information does not represent an offer to buy or sell a security. The above rate information is obtained from sources that are believed to be reliable; however, its accuracy or completeness may be subject to change. The LOGIC management fee may be waived in full or in part at the discretion of the LOGIC co-administrators and the LOGIC rate for the period shown reflects waiver of fees. This table represents historical investment performance/return to the customer, net of fees, and is not an indication of future performance. An investment in the security is not insured or guaranteed by the Federal Deposit Insurance Corporation or any other government agency. Although the issuer seeks to preserve the value of an investment at \$1.00 per share, it is possible to lose money by investing in the security. Information about these and other program details are in the fund's Information Statement which should be read carefully before investing. The yield on the 90-Day Treasury Bill ("T-Bill Yield") is shown for comparative purposes only. When comparing the investment returns of the LOGIC pool to the T-Bill Yield, you should know that the LOGIC pool consist of allocations of specific diversified securities as detailed in the respective Information Statements. The T-Bill Yield is taken from Bloomberg Finance L.P. and represents the daily closing yield on the then current 90-day T-Bill. The LOGIC yield is calculated in accordance with regulations governing the registration of open-end management investment companies under the Investment Company Act of 1940 as promulgated from time to time by the federal Securities and Exchange Commission.

Daily Summary for August 2018

Date	Mny Mkt Fund Equiv. [SEC Std.]	Daily Allocation Factor	LOGIC Invested Balance	Market Value Per Share	WAM Days (1)*	WAM Days (2)*
8/1/2018	2.1722%	0.000059513	\$6,700,844,200.03	1.000140	37	63
8/2/2018	2.1785%	0.000059684	\$6,672,122,914.12	1.000144	33	65
8/3/2018	2.1705%	0.000059467	\$6,662,035,389.34	1.000074	31	62
8/4/2018	2.1705%	0.000059467	\$6,662,035,389.34	1.000074	31	62
8/5/2018	2.1705%	0.000059467	\$6,662,035,389.34	1.000074	31	62
8/6/2018	2.1808%	0.000059747	\$6,631,905,522.27	1.000127	34	65
8/7/2018	2.1878%	0.000059939	\$6,594,067,571.90	1.000123	34	66
8/8/2018	2.1900%	0.000060000	\$6,617,918,916.61	1.000114	36	66
8/9/2018	2.1916%	0.000060045	\$6,646,153,252.72	1.000125	38	70
8/10/2018	2.1715%	0.000059493	\$6,752,797,299.24	1.000063	35	67
8/11/2018	2.1715%	0.000059493	\$6,752,797,299.24	1.000063	35	67
8/12/2018	2.1715%	0.000059493	\$6,752,797,299.24	1.000063	35	67
8/13/2018	2.1822%	0.000059786	\$6,705,344,030.96	1.000129	38	71
8/14/2018	2.1863%	0.000059898	\$6,532,590,418.53	1.000142	38	71
8/15/2018	2.1938%	0.000060104	\$6,444,149,950.25	1.000147	38	71
8/16/2018	2.1954%	0.000060149	\$6,417,377,258.83	1.000162	38	72
8/17/2018	2.2016%	0.000060318	\$6,386,517,317.04	1.000092	36	70
8/18/2018	2.2016%	0.000060318	\$6,386,517,317.04	1.000092	36	70
8/19/2018	2.2016%	0.000060318	\$6,386,517,317.04	1.000092	36	70
8/20/2018	2.1888%	0.000059967	\$6,393,021,680.54	1.000151	36	69
8/21/2018	2.1900%	0.000060001	\$6,385,321,240.94	1.000151	36	68
8/22/2018	2.1947%	0.000060128	\$6,335,358,614.56	1.000149	35	68
8/23/2018	2.1942%	0.000060114	\$6,320,757,372.22	1.000151	35	67
8/24/2018	2.1777%	0.000059663	\$6,566,832,586.33	1.000090	31	62
8/25/2018	2.1777%	0.000059663	\$6,566,832,586.33	1.000090	31	62
8/26/2018	2.1777%	0.000059663	\$6,566,832,586.33	1.000090	31	62
8/27/2018	2.1801%	0.000059730	\$6,552,351,473.67	1.000146	30	61
8/28/2018	2.1817%	0.000059772	\$6,533,862,227.77	1.000144	31	63
8/29/2018	2.1791%	0.000059700	\$6,512,639,830.03	1.000145	32	63
8/30/2018	2.1880%	0.000059946	\$6,516,820,274.47	1.000161	34	66
8/31/2018	2.1957%	0.000060155	\$6,457,668,295.78	1.000073	33	64
Average	2.1843%	0.000059845	\$6,550,800,736.20		34	66

Prosperity Bank
Money Market Accounts
August 31, 2018

FUND	DESCRIPTION	BEGINNING BALANCE	DEPOSITS	WITH- DRAWALS	INTEREST	ENDING BALANCE
100	General Operating	117,928,922.72	21,531,117.94	46,774,518.26	204,449.47	92,889,971.87
150	Juvenile Operations	7,213,395.57	70,151.12	2,027,634.20	12,767.42	5,268,679.91
155	Road & Bridge	13,724,336.31	1,244,997.13	2,775,994.81	25,793.90	12,219,132.53
160	Drainage District	12,199,886.33	142,521.07	730,942.17	23,298.87	11,634,764.10
165	Lateral Road	1,012,146.74	-	-	1,974.57	1,014,121.31
170	Statue Restoration	4,423.92	-	-	8.63	4,432.55
175	City Water Assistance	24,698.75	213.00	441.12	47.78	24,518.41
185	Entex Contributions	4.51	-	-	0.01	4.52
190	H L & P Assistance	96,305.49	150.00	15,461.54	172.21	81,166.16
195	County Law Library	1,263,469.41	36,952.81	45,031.31	2,467.11	1,257,858.02
200	Law Enforcement Academy	501,222.10	-	5,789.07	971.44	496,404.47
205	Surface Water Supply Corp.	7,995.44	-	-	15.60	8,011.04
206	Industrial Development Corp	93,504.27	-	750.00	181.71	92,935.98
207	FBC Historical Commission	5,222.34	-	-	10.19	5,232.53
208	East FBC Development	-	-	-	-	-
215	Library Donations	118,397.56	586.34	9,969.31	220.92	109,235.51
225	FBC Asset Forfeiture-Task-State	495,321.86	70,763.70	9,230.32	983.57	557,838.81
235	Probate Court Training	111,925.80	875.10	-	219.01	113,019.91
245	Alert Program-Juvenile	53,170.16	-	-	103.73	53,273.89
255	D A Asset Forfeiture-Fed.	53.16	-	-	0.10	53.26
265	Gus George Memorial	4,821.56	-	-	9.41	4,830.97
275	D A Special Fund Run	18,371.12	-	-	35.84	18,406.96
280	Co.Atty.Supplemental Salary	195,850.51	-	6,400.94	377.25	189,826.82
290	VIT Interest (Tax Coll)	43,700.54	7,726.87	-	93.90	51,521.31
300	FBC Elections	607,139.42	-	36,601.49	1,156.11	571,694.04
305	FBC Asset Forfeiture-Task-Fed.	80,126.82	6,674.85	-	164.30	86,965.97
310	Sheriff Ofc/Forfeiture-Assets-St.	665,558.73	949.62	-	1,300.28	667,808.63
315	Sheriff Ofc/Forfeiture-Assets-Fed.	414,334.57	6,674.85	49,411.25	752.04	372,350.21
320	Constable Pct. 2 F/A	23.07	-	-	0.05	23.12
322	Constable Pct 3 F/A	962.11	-	-	1.88	963.99
324	Constable Pct 1 F/A	1,205.89	-	-	2.35	1,208.24
332	Fire Marshal St. Ass't. Forfeiture	674.28	-	-	1.32	675.60

Prosperity Bank
Money Market Accounts
August 31, 2018

335	DA Asset Forfeit.-State	389,660.64	-	9,172.73	752.87	381,240.78
360	Law Enforcement Training	199,436.14	-	768.20	388.54	199,056.48
390	Child Protective Service IV-E	23,717.85	27,130.39	29,939.18	65.20	20,974.26
402	Hope 3 Program Sales	5,619.87	-	-	10.96	5,630.83
410	Child Support IVD Reimb.	282,172.00	1,742.61	-	552.24	284,466.85
415	Local Law Enf.Block Grant	8,982.17	-	-	17.52	8,999.69
440	Supervision	2,916,974.66	268,768.75	600,304.67	5,448.53	2,590,887.27
600/605	Debt Service Account	16,603,827.70	5,607,942.80	11,409,618.83	36,999.47	10,839,151.14
742	Facilities Bonds 2016	55,827.09	-	196.03	108.73	55,739.79
744	Mobility Bonds 2016	197,211.80	-	171.76	384.57	197,424.61
750	Mission Bend/Four Corners	8,349,032.85	-	529,756.35	15,802.10	7,835,078.60
752	FBC Westpark Extension	5,543,386.93	-	2,125,468.72	9,211.00	3,427,129.21
758	2018 Mobility Projects	59,575,899.38	25,683.00	2,594,331.19	113,490.82	57,120,742.01
802	Sr. Lien Toll Rd Rev Bonds 2016	17,999,540.33	921,962.00	1,349,241.22	34,419.79	17,606,680.90
805	Grand Pkwy Toll RD Rev Bond	2,781,421.31	-	-	5,426.21	2,786,847.52
810	Toll Road Operations	28,038,384.49	5,452,751.89	253,834.10	59,846.11	33,297,148.39
815	Grand Pkwy Toll Road Ops	9,015,356.59	3,674,046.81	172,825.55	21,023.65	12,537,601.50
TREA	Treasurer's Account	4,404,357.92	8,953,519.82	13,354,122.59	1,056.24	4,811.39
INVE	FBC Investment Account	-	-	-	-	-
850M	Boon-Chapman Medical	2,743,809.40	2,000,921.43	3,446,776.69	3,427.94	1,301,382.08
850D	Boon-Chapman Dental	1,063,167.02	75.27	185,025.62	1,888.95	880,105.62
882	Boon-Chapman 125	132,136.63	65,499.20	46,542.78	287.71	151,380.76
884	Fee Officer's Account	1,866,688.02	2,406,275.92	2,186,642.04	-	2,086,321.90
912	JP Credit Card Processing	15,219.44	333,521.51	260,323.55	122.45	88,539.85
908	EMS Credit Card Processing	17,606.35	35,387.16	31,068.38	32.93	21,958.06
DACC	D A Credit Card Processing	2.95	3,294.03	2,772.76	1.42	525.64
PTCC	Public Transportation Credit Cards	547.30	1,948.72	1,425.94	1.16	1,071.24
CSCC	CSCD Credit Card	114,797.78	142,401.04	134,623.72	179.85	122,754.95
LBCC	Library Credit Card	4,518.42	12,927.68	13,266.57	8.20	4,187.73
JUCC	Juvenile Credit Card	545.41	1,850.54	2,235.75	0.79	160.99
130	Assistant Dist Number 1	20,540,819.13	405,579.41	5,281,188.00	35,648.17	15,700,858.71
131	Assistant Dist Number 2	1,929,334.61	183,236.36	1,100.00	4,016.06	2,115,487.03
133	Assistant Dist Number 4	975,526.72	37,139.29	425.00	1,953.96	1,014,194.97

Prosperity Bank
Money Market Accounts
August 31, 2018

134	Assistant Dist Number 5	171,084.09	4,725.13	425.00	339.72	175,723.94
135	Assistant Dist Number 6	2,424,157.71	165,283.47	4,585.00	4,950.76	2,589,806.94
136	Assistant Dist Number 7	142,530.79	44,868.44	43,614.79	274.30	144,058.74
137	Assistant Dist Number 8	11,676.22	1,316.49	1,575.91	22.10	11,438.90
138	Assistant Dist Number 9	452,486.22	94,474.42	1,700.00	975.52	546,236.16
139	Assistant Dist Number 10	-	-	-	-	-
140	Assistant Dist Number 11	-	-	-	-	-
145	Emergency Svc Dist 100	6,109,687.49	-	-	11,919.25	6,121,606.74
CCCS	Non Fee Officer CC Clearing Acct	217,081.95	62,636.88	356.50	483.30	279,845.63
GAS	FBC Fuel Account (Susser)	175.32	659,157.66	659,332.98	136.95	136.95
JPMT	Juror Payments	25,438.21	15,676.27	21,105.26	31.48	20,040.70
EPEC	Engineering Permitting E-Check	4,477.90	2,340.00	7.90	9.28	6,819.28
JE11	JP 1-1 E-Filing	1,998.73	6,644.00	7,614.73	2.54	1,030.54
JE12	JP 1-2 E-Filing	1,413.69	3,369.00	3,674.69	1.08	1,109.08
JE02	JP 2 E-Filing	7,333.40	17,806.25	23,082.40	5.10	2,062.35
JE03	JP 3 E-Filing	2,347.56	8,476.25	10,514.81	3.54	312.54
JE04	JP #4 E-Filing	4,640.02	10,229.25	12,222.77	2.61	2,649.11
	Total	352,259,229.26	54,780,963.54	97,301,156.45	649,312.64	310,388,348.99

Investment Report

Ft. Bend County

09/01/18 - 09/30/18

This report summarizes the investment position of Ft. Bend County for the period 09/01/18 to 09/30/18.

	08/31/18	09/30/18
Book Value	347,013,573.23	321,757,993.90
Market Value	346,915,483.23	321,663,303.90
Par Value	347,013,573.23	321,757,993.90
Change in Market Value		3,400.00
Weighted Average Maturity (in Days)	8	7
Weighted Average Yield-to-Maturity of Portfolio	2.2612%	2.3603%
Yield-to-Maturity of 90 Day T-Bill	0.0000%	0.0000%
Accrued Interest		7,650.00


This report is presented in accordance with the Texas Government Code Title 10 Section 2256.023. The below signed hereby certify that, to the best of their knowledge on the date this report was created, Ft. Bend County is in compliance with the provisions of Government Code 2256 and with the stated policies and strategies of Ft. Bend County.



Director of Finance & Investments

10-23-18

Date



County Treasurer

10/25/2018

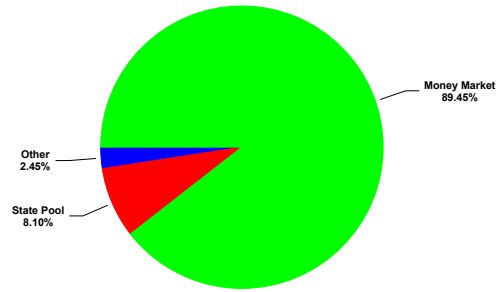
Date

Investment Report

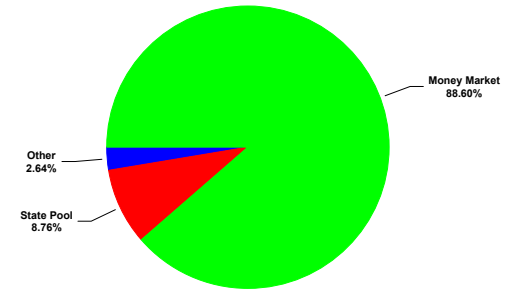
Ft. Bend County

09/01/18 - 09/30/18

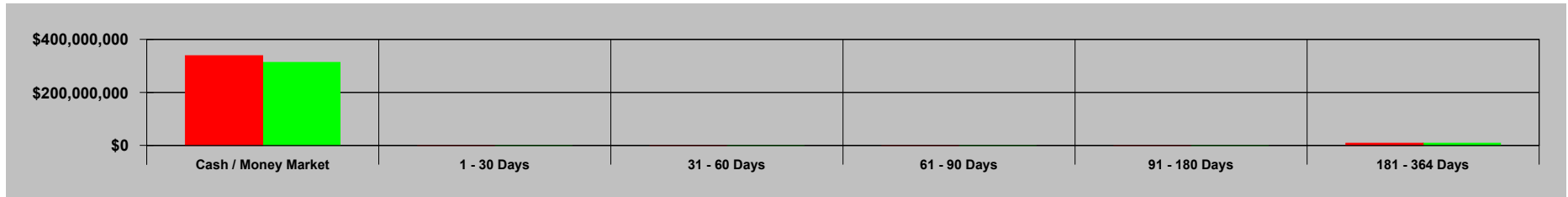
Portfolio Composition - 08/31/18



Portfolio Composition - 09/30/18




Maturity Aging - 08/31/18 vs 09/30/18



■ Previous Period ■ Current Period

Portfolio Performance - 09/01/18 to 09/30/18



■ Portfolio ■ 90 Day T-Bill

GASB 31 Compliance Ft. Bend County

Effective Interest - Actual Life
Receipts in Period
09/01/18 - 09/30/18

CUSIP	Invest Number	Security Description	Purchase Date	Sale Date	Valuation Method	Yield Earned	Price Source	Beginning Unit Price	Par Value On 09/01/18	Reported Value 09/01/18	Purchase Cost	Sales Proceeds	Ending Unit Price	Par Value On 09/30/18	Price Source	Reported Value 09/30/18	Change in Fair Value	Interest	Net Investment Income
3133EGJX4	16-0004	FFCB 1.08 07/05/19	07/05/16	Open	Fair Value	1.5600	FTI	0.988460	8,500,000.00	8,401,910.00	0.00	0.00	0.988860	8,500,000.00	FTI	8,405,310.00	3,400.00	7,650.00	11,050.00
Prosperity-Money Market Accts.	AR-0009	Money Market	11/30/03	Open	Fair Value	2.2875	Manual	1.000000	310,388,348.99	310,388,348.99	0.00	25,307,724.77	1.000000	285,080,624.22	Manual	285,080,624.22	0.00	581,939.05	581,939.05
MB02-MBIA General	AR-0015	State Pool	11/01/08	Open	Fair Value	2.2665	Manual	1.000000	7,658,769.74	7,658,769.74	0.00	-14,268.10	1.000000	7,673,037.84	Manual	7,673,037.84	0.00	14,268.10	14,268.10
MB03-MBIA Road & Bridge	AR-0016	State Pool	11/01/08	Open	Fair Value	2.2669	Manual	1.000000	51,821.86	51,821.86	0.00	-96.56	1.000000	51,918.42	Manual	51,918.42	0.00	96.56	96.56
MB04-MBIA Drainage	AR-0017	State Pool	11/01/08	Open	Fair Value	2.2665	Manual	1.000000	743,430.28	743,430.28	0.00	-1,384.99	1.000000	744,815.27	Manual	744,815.27	0.00	1,384.99	1,384.99
MB06-MBIA Toll Rd. Operations	AR-0019	State Pool	11/01/08	Open	Fair Value	2.2665	Manual	1.000000	8,521,526.25	8,521,526.25	0.00	-15,875.38	1.000000	8,537,401.63	Manual	8,537,401.63	0.00	15,875.38	15,875.38
TT00-TX TERM General	AR-0022	State Pool	11/01/08	Open	Fair Value	2.0340	Manual	1.000000	1,034.77	1,034.77	0.00	-1.73	1.000000	1,036.50	Manual	1,036.50	0.00	1.73	1.73
TT02-TX TERM Toll Rd. Operation	AR-0024	State Pool	11/01/08	Open	Fair Value	2.0363	Manual	1.000000	1,033.60	1,033.60	0.00	-1.73	1.000000	1,035.33	Manual	1,035.33	0.00	1.73	1.73
TT04-TX TERM Road & Bridge	AR-0026	State Pool	11/01/08	Open	Fair Value	2.0400	Manual	1.000000	1,031.71	1,031.71	0.00	-1.73	1.000000	1,033.44	Manual	1,033.44	0.00	1.73	1.73
TT05-TX TERM Drainage	AR-0027	State Pool	11/01/08	Open	Fair Value	2.0260	Manual	1.000000	342.28	342.28	0.00	-0.57	1.000000	342.85	Manual	342.85	0.00	0.57	0.57
LOG1-Logic- General	AR-0028	State Pool	11/10/08	Open	Fair Value	2.2107	Manual	1.000000	5,457,516.53	5,457,516.53	0.00	-9,916.97	1.000000	5,467,433.50	Manual	5,467,433.50	0.00	9,916.97	9,916.97
LOG2-Logic-Toll Rd.Operations	AR-0029	State Pool	11/10/08	Open	Fair Value	2.1603	Manual	1.000000	1,047.47	1,047.47	0.00	-1.86	1.000000	1,049.33	Manual	1,049.33	0.00	1.86	1.86
LOG5-Logic-Drainage	AR-0032	State Pool	11/10/08	Open	Fair Value	2.1738	Manual	1.000000	1,040.95	1,040.95	0.00	-1.86	1.000000	1,042.81	Manual	1,042.81	0.00	1.86	1.86
LOG8-Logic-Road & Bridge	AR-0035	State Pool	11/10/08	Open	Fair Value	2.1730	Manual	1.000000	1,041.37	1,041.37	0.00	-1.86	1.000000	1,043.23	Manual	1,043.23	0.00	1.86	1.86
MB12-MBIA ESD 100 AGREEMENT	AR-0041	State Pool	08/31/16	Open	Fair Value	2.2665	Manual	1.000000	948,672.58	948,672.58	0.00	-1,767.35	1.000000	950,439.93	Manual	950,439.93	0.00	1,767.35	1,767.35
MB13-MBIA ASSISTANCE DIST #1	AR-0042	State Pool	08/31/16	Open	Fair Value	2.2666	Manual	1.000000	87,672.82	87,672.82	0.00	-163.34	1.000000	87,836.16	Manual	87,836.16	0.00	163.34	163.34
MB14-MBIA GR PARKWAY OPERATIONS	AR-0043	State Pool	08/31/16	Open	Fair Value	2.2665	Manual	1.000000	4,649,242.03	4,649,242.03	0.00	-8,661.41	1.000000	4,657,903.44	Manual	4,657,903.44	0.00	8,661.41	8,661.41
Investment Total						2.2668		0.999717	347,013,573.23	346,915,483.23	0.00	25,255,579.33	0.999706	321,757,993.90		321,663,303.90	3,400.00	641,734.49	645,134.49

Portfolio Position

Ft. Bend County

Effective Interest - Actual Life
Receipts in Period
09/01/18 - 09/30/18

CUSIP	Invest Number	Security Description	Purchase Date	Call Date	Par Value On 09/01/18	Par Value On 09/30/18	Market Val On 09/01/18	Market Val On 09/30/18	Purchase Cost	Sales Proceeds	Original Princ/Cost	Amor Value On 09/01/18	Amor Value On 09/30/18
130 - Assistance Dist #1													
State Pool													
MB13-MBIA ASSISTANCE DIST #1	AR-0042	State Pool	08/31/16	Open	<u>87,672.82</u>	<u>87,836.16</u>	<u>87,672.82</u>	<u>87,836.16</u>	<u>0.00</u>	<u>0.00</u>	<u>10,000,000.00</u>	<u>87,672.82</u>	<u>87,836.16</u>
State Pool Total					<u>87,672.82</u>	<u>87,836.16</u>	<u>87,672.82</u>	<u>87,836.16</u>	<u>0.00</u>	<u>0.00</u>	<u>10,000,000.00</u>	<u>87,672.82</u>	<u>87,836.16</u>
130 - Assistance Dist #1 Total					<u>87,672.82</u>	<u>87,836.16</u>	<u>87,672.82</u>	<u>87,836.16</u>	<u>0.00</u>	<u>0.00</u>	<u>10,000,000.00</u>	<u>87,672.82</u>	<u>87,836.16</u>
145 - ESD 100 Agreement													
State Pool													
MB12-MBIA ESD 100 AGREEMENT	AR-0041	State Pool	08/31/16	Open	<u>948,672.58</u>	<u>950,439.93</u>	<u>948,672.58</u>	<u>950,439.93</u>	<u>0.00</u>	<u>0.00</u>	<u>3,900,000.00</u>	<u>948,672.58</u>	<u>950,439.93</u>
State Pool Total					<u>948,672.58</u>	<u>950,439.93</u>	<u>948,672.58</u>	<u>950,439.93</u>	<u>0.00</u>	<u>0.00</u>	<u>3,900,000.00</u>	<u>948,672.58</u>	<u>950,439.93</u>
145 - ESD 100 Agreement Total					<u>948,672.58</u>	<u>950,439.93</u>	<u>948,672.58</u>	<u>950,439.93</u>	<u>0.00</u>	<u>0.00</u>	<u>3,900,000.00</u>	<u>948,672.58</u>	<u>950,439.93</u>
810 - FBC Toll Road Operations													
State Pool													
TT02-TX TERM Toll Rd. Operation	AR-0024	State Pool	11/01/08	Open	<u>0.00</u>	<u>0.00</u>	<u>0.00</u>	<u>0.00</u>	<u>0.00</u>	<u>0.00</u>	<u>0.00</u>	<u>0.00</u>	<u>0.00</u>
State Pool Total					<u>0.00</u>	<u>0.00</u>	<u>0.00</u>	<u>0.00</u>	<u>0.00</u>	<u>0.00</u>	<u>0.00</u>	<u>0.00</u>	<u>0.00</u>
810 - FBC Toll Road Operations Total					<u>0.00</u>	<u>0.00</u>	<u>0.00</u>	<u>0.00</u>	<u>0.00</u>	<u>0.00</u>	<u>0.00</u>	<u>0.00</u>	<u>0.00</u>
815 - Grand Parkway Operations													
State Pool													
MB14-MBIA GR PARKWAY OPERATIONS	AR-0043	State Pool	08/31/16	Open	<u>4,649,242.03</u>	<u>4,657,903.44</u>	<u>4,649,242.03</u>	<u>4,657,903.44</u>	<u>0.00</u>	<u>0.00</u>	<u>8,500,000.00</u>	<u>4,649,242.03</u>	<u>4,657,903.44</u>
State Pool Total					<u>4,649,242.03</u>	<u>4,657,903.44</u>	<u>4,649,242.03</u>	<u>4,657,903.44</u>	<u>0.00</u>	<u>0.00</u>	<u>8,500,000.00</u>	<u>4,649,242.03</u>	<u>4,657,903.44</u>
815 - Grand Parkway Operations Total					<u>4,649,242.03</u>	<u>4,657,903.44</u>	<u>4,649,242.03</u>	<u>4,657,903.44</u>	<u>0.00</u>	<u>0.00</u>	<u>8,500,000.00</u>	<u>4,649,242.03</u>	<u>4,657,903.44</u>
LOG5 - LOGIC DRAINAGE													
State Pool													
LOG5-Logic-Drainage	AR-0032	State Pool	11/10/08	Open	<u>1,040.95</u>	<u>1,042.81</u>	<u>1,040.95</u>	<u>1,042.81</u>	<u>0.00</u>	<u>0.00</u>	<u>500,000.00</u>	<u>1,040.95</u>	<u>1,042.81</u>
State Pool Total					<u>1,040.95</u>	<u>1,042.81</u>	<u>1,040.95</u>	<u>1,042.81</u>	<u>0.00</u>	<u>0.00</u>	<u>500,000.00</u>	<u>1,040.95</u>	<u>1,042.81</u>
LOG5 - LOGIC DRAINAGE Total					<u>1,040.95</u>	<u>1,042.81</u>	<u>1,040.95</u>	<u>1,042.81</u>	<u>0.00</u>	<u>0.00</u>	<u>500,000.00</u>	<u>1,040.95</u>	<u>1,042.81</u>
LOG1 - LOGIC GENERAL													
State Pool													
LOG1-Logic-General	AR-0028	State Pool	11/10/08	Open	<u>5,457,516.53</u>	<u>5,467,433.50</u>	<u>5,457,516.53</u>	<u>5,467,433.50</u>	<u>0.00</u>	<u>0.00</u>	<u>10,000,000.00</u>	<u>5,457,516.53</u>	<u>5,467,433.50</u>
State Pool Total					<u>5,457,516.53</u>	<u>5,467,433.50</u>	<u>5,457,516.53</u>	<u>5,467,433.50</u>	<u>0.00</u>	<u>0.00</u>	<u>10,000,000.00</u>	<u>5,457,516.53</u>	<u>5,467,433.50</u>
LOG1 - LOGIC GENERAL Total					<u>5,457,516.53</u>	<u>5,467,433.50</u>	<u>5,457,516.53</u>	<u>5,467,433.50</u>	<u>0.00</u>	<u>0.00</u>	<u>10,000,000.00</u>	<u>5,457,516.53</u>	<u>5,467,433.50</u>
LOG8 - LOGIC ROAD & BRIDGE													
State Pool													
LOG8-Logic-Road & Bridge	AR-0035	State Pool	11/10/08	Open	<u>1,041.37</u>	<u>1,043.23</u>	<u>1,041.37</u>	<u>1,043.23</u>	<u>0.00</u>	<u>0.00</u>	<u>1,000,000.00</u>	<u>1,041.37</u>	<u>1,043.23</u>
State Pool Total					<u>1,041.37</u>	<u>1,043.23</u>	<u>1,041.37</u>	<u>1,043.23</u>	<u>0.00</u>	<u>0.00</u>	<u>1,000,000.00</u>	<u>1,041.37</u>	<u>1,043.23</u>
LOG8 - LOGIC ROAD & BRIDGE Total					<u>1,041.37</u>	<u>1,043.23</u>	<u>1,041.37</u>	<u>1,043.23</u>	<u>0.00</u>	<u>0.00</u>	<u>1,000,000.00</u>	<u>1,041.37</u>	<u>1,043.23</u>
LOG2 - LOGIC TOLL OPERATIONS													
State Pool													
LOG2-Logic-Toll Rd. Operations	AR-0029	State Pool	11/10/08	Open	<u>1,047.47</u>	<u>1,049.33</u>	<u>1,047.47</u>	<u>1,049.33</u>	<u>0.00</u>	<u>0.00</u>	<u>2,000,000.00</u>	<u>1,047.47</u>	<u>1,049.33</u>
State Pool Total					<u>1,047.47</u>	<u>1,049.33</u>	<u>1,047.47</u>	<u>1,049.33</u>	<u>0.00</u>	<u>0.00</u>	<u>2,000,000.00</u>	<u>1,047.47</u>	<u>1,049.33</u>
LOG2 - LOGIC TOLL OPERATIONS Total					<u>1,047.47</u>	<u>1,049.33</u>	<u>1,047.47</u>	<u>1,049.33</u>	<u>0.00</u>	<u>0.00</u>	<u>2,000,000.00</u>	<u>1,047.47</u>	<u>1,049.33</u>
MB04 - MBIA DRAINAGE													
State Pool													
MB04-MBIA Drainage	AR-0017	State Pool	11/01/08	Open	<u>743,430.28</u>	<u>744,815.27</u>	<u>743,430.28</u>	<u>744,815.27</u>	<u>0.00</u>	<u>0.00</u>	<u>1,267,218.21</u>	<u>743,430.28</u>	<u>744,815.27</u>
State Pool Total					<u>743,430.28</u>	<u>744,815.27</u>	<u>743,430.28</u>	<u>744,815.27</u>	<u>0.00</u>	<u>0.00</u>	<u>1,267,218.21</u>	<u>743,430.28</u>	<u>744,815.27</u>
MB04 - MBIA DRAINAGE Total					<u>743,430.28</u>	<u>744,815.27</u>	<u>743,430.28</u>	<u>744,815.27</u>	<u>0.00</u>	<u>0.00</u>	<u>1,267,218.21</u>	<u>743,430.28</u>	<u>744,815.27</u>
MB02 - MBIA GENERAL													
State Pool													
MB02-MBIA General	AR-0015	State Pool	11/01/08	Open	<u>7,658,769.74</u>	<u>7,673,037.84</u>	<u>7,658,769.74</u>	<u>7,673,037.84</u>	<u>0.00</u>	<u>0.00</u>	<u>17,374,917.83</u>	<u>7,658,769.74</u>	<u>7,673,037.84</u>
State Pool Total					<u>7,658,769.74</u>	<u>7,673,037.84</u>	<u>7,658,769.74</u>	<u>7,673,037.84</u>	<u>0.00</u>	<u>0.00</u>	<u>17,374,917.83</u>	<u>7,658,769.74</u>	<u>7,673,037.84</u>

Portfolio Position
Ft. Bend County
Effective Interest - Actual Life
Receipts in Period
09/01/18 - 09/30/18

6

CUSIP	Invest Number	Security Description	Purchase Date	Call Date	Par Value On 09/01/18	Par Value On 09/30/18	Market Val On 09/01/18	Market Val On 09/30/18	Purchase Cost	Sales Proceeds	Original Princ/Cost	Amor Value On 09/01/18	Amor Value On 09/30/18
Prosperity-Money Market Accts.	AR-0009	Money Market	11/30/03	Open	310,388,348.99	285,080,624.22	310,388,348.99	285,080,624.22	0.00	0.00	12,505,577.66	310,388,348.99	285,080,624.22
Money Market Total					310,388,348.99	285,080,624.22	310,388,348.99	285,080,624.22	0.00	0.00	12,505,577.66	310,388,348.99	285,080,624.22
State Pool													
LOG1-Logic- General	AR-0028	State Pool	11/10/08	Open	5,457,516.53	5,467,433.50	5,457,516.53	5,467,433.50	0.00	0.00	10,000,000.00	5,457,516.53	5,467,433.50
LOG2-Logic-Toll Rd.Operations	AR-0029	State Pool	11/10/08	Open	1,047.47	1,049.33	1,047.47	1,049.33	0.00	0.00	2,000,000.00	1,047.47	1,049.33
LOG5-Logic-Drainage	AR-0032	State Pool	11/10/08	Open	1,040.95	1,042.81	1,040.95	1,042.81	0.00	0.00	500,000.00	1,040.95	1,042.81
LOG8-Logic-Road & Bridge	AR-0035	State Pool	11/10/08	Open	1,041.37	1,043.23	1,041.37	1,043.23	0.00	0.00	1,000,000.00	1,041.37	1,043.23
MB02-MBIA General	AR-0015	State Pool	11/01/08	Open	7,658,769.74	7,673,037.84	7,658,769.74	7,673,037.84	0.00	0.00	17,374,917.83	7,658,769.74	7,673,037.84
MB03-MBIA Road & Bridge	AR-0016	State Pool	11/01/08	Open	51,821.86	51,918.42	51,821.86	51,918.42	0.00	0.00	2,856,438.24	51,821.86	51,918.42
MB04-MBIA Drainage	AR-0017	State Pool	11/01/08	Open	743,430.28	744,815.27	743,430.28	744,815.27	0.00	0.00	1,267,218.21	743,430.28	744,815.27
MB06-MBIA Toll Rd. Operations	AR-0019	State Pool	11/01/08	Open	8,521,526.25	8,537,401.63	8,521,526.25	8,537,401.63	0.00	0.00	3,143,377.27	8,521,526.25	8,537,401.63
MB12-MBIA ESD 100 AGREEMENT	AR-0041	State Pool	08/31/16	Open	948,672.58	950,439.93	948,672.58	950,439.93	0.00	0.00	3,900,000.00	948,672.58	950,439.93
MB13-MBIA ASSISTANCE DIST #1	AR-0042	State Pool	08/31/16	Open	87,672.82	87,836.16	87,672.82	87,836.16	0.00	0.00	10,000,000.00	87,672.82	87,836.16
MB14-MBIA GR PARKWAY OPERATIONS	AR-0043	State Pool	08/31/16	Open	4,649,242.03	4,657,903.44	4,649,242.03	4,657,903.44	0.00	0.00	8,500,000.00	4,649,242.03	4,657,903.44
TT00-TX TERM General	AR-0022	State Pool	11/01/08	Open	1,034.77	1,036.50	1,034.77	1,036.50	0.00	0.00	10,006,437.87	1,034.77	1,036.50
TT02-TX TERM Toll Rd. Operation	AR-0024	State Pool	11/01/08	Open	1,033.60	1,035.33	1,033.60	1,035.33	0.00	0.00	0.00	1,033.60	1,035.33
TT04-TX TERM Road & Bridge	AR-0026	State Pool	11/01/08	Open	1,031.71	1,033.44	1,031.71	1,033.44	0.00	0.00	10,463.28	1,031.71	1,033.44
TT05-TX TERM Drainage	AR-0027	State Pool	11/01/08	Open	342.28	342.85	342.28	342.85	0.00	0.00	109,774.61	342.28	342.85
State Pool Total					28,125,224.24	28,177,369.68	28,125,224.24	28,177,369.68	0.00	0.00	70,668,627.31	28,125,224.24	28,177,369.68
Combined Port Total					347,013,573.23	321,757,993.90	346,915,483.23	321,663,303.90	0.00	0.00	91,674,204.97	347,013,573.23	321,757,993.90

Earnings and Yields Summary

Ft. Bend County

Effective Interest - Actual Life

Receipts in Period

09/01/18 - 09/30/18

7

Security Description	09/01/18 09/07/18	09/08/18 09/14/18	09/15/18 09/21/18	09/22/18 09/28/18	09/29/18 09/30/18	09/01/18 09/30/18
Combined Port						
FFCB	1,785.00	1,785.00	1,785.00	1,785.00	510.00	7,650.00
Money Market	135,959.44	135,959.44	135,959.44	135,959.44	38,101.29	581,939.05
State Pool	<u>12,162.63</u>	<u>12,162.63</u>	<u>12,162.63</u>	<u>12,162.63</u>	<u>3,494.92</u>	<u>52,145.44</u>
Port Total	<u>149,907.07</u>	<u>149,907.07</u>	<u>149,907.07</u>	<u>149,907.07</u>	<u>42,106.21</u>	<u>641,734.49</u>
Combined Port						
FFCB	1.0800	1.0800	1.0800	1.0800	1.0800	1.0800
Money Market	2.2840	2.2840	2.2840	2.2840	2.3377	2.2875
State Pool	<u>2.2549</u>	<u>2.2549</u>	<u>2.2549</u>	<u>2.2549</u>	<u>2.2657</u>	<u>2.2556</u>
Port Total	<u>2.2518</u>	<u>2.2518</u>	<u>2.2518</u>	<u>2.2518</u>	<u>2.2992</u>	<u>2.2548</u>

Maturity Aging
Ft. Bend County
 Effective Interest - Actual Life
 Receipts in Period
 09/30/18

CUSIP	Invest Number	Security Description	Purchase Date	Days to Maturity	Yield Matur
Cash / Money Market					
LOG1-Logic- General	AR-0028	State Pool	11/10/08	0	2.2112
LOG2-Logic-Toll Rd.Operations	AR-0029	State Pool	11/10/08	0	2.2112
LOG5-Logic-Drainage	AR-0032	State Pool	11/10/08	0	2.2112
LOG8-Logic-Road & Bridge	AR-0035	State Pool	11/10/08	0	2.2112
MB02-MBIA General	AR-0015	State Pool	11/01/08	0	2.2600
MB03-MBIA Road & Bridge	AR-0016	State Pool	11/01/08	0	2.2600
MB04-MBIA Drainage	AR-0017	State Pool	11/01/08	0	2.2600
MB06-MBIA Toll Rd. Operations	AR-0019	State Pool	11/01/08	0	2.2600
MB12-MBIA ESD 100 AGREEMENT	AR-0041	State Pool	08/31/16	0	2.2600
MB13-MBIA ASSISTANCE DIST #1	AR-0042	State Pool	08/31/16	0	2.2600
MB14-MBIA GR PARKWAY OPERATIONS	AR-0043	State Pool	08/31/16	0	2.2600
Prosperity-Money Market Accts.	AR-0009	Money Market	11/30/03	0	2.4100
TT00-TX TERM General	AR-0022	State Pool	11/01/08	0	2.0300
TT02-TX TERM Toll Rd. Operation	AR-0024	State Pool	11/01/08	0	2.0300
TT04-TX TERM Road & Bridge	AR-0026	State Pool	11/01/08	0	2.0300
TT05-TX TERM Drainage	AR-0027	State Pool	11/01/08	0	2.0300
Cash / Money Market Total				<u>0</u>	<u>2.3956</u>
181 - 364 Days					
3133EGJX4	16-0004	FFCB 1.08 07/05/19	07/05/16	278	1.0800
181 - 364 Days Total				<u>278</u>	<u>1.0800</u>
Investment Total				<u>7</u>	<u>2.3603</u>

Activity Statement
Ft. Bend County
 Effective Interest - Actual Life
 Receipts in Period
 09/01/18 - 09/30/18

Purchase Date	Sale Date	CUSIP	Invest Number	Security Description	Amor Value On 09/01/18	Changes In Principal	Purchase Cost	Sales Proceeds	Purchased Interest	Int/Div Rec In the Perd	Amor Value On 09/30/18
FFCB											
07/05/16	Open	3133EGJX4	16-0004	FFCB 1.08 07/05/19	8,500,000.00	0.00	0.00	0.00	0.00	0.00	8,500,000.00
FFCB Total					8,500,000.00	0.00	0.00	0.00	0.00	0.00	8,500,000.00
Money Market											
11/30/03	Open	Prosperity-Money Market Accts.		AR-0009	Money Market	310,388,348.99	-25,307,724.77	0.00	0.00	0.00	285,080,624.22
Money Market Total					310,388,348.99	-25,307,724.77	0.00	0.00	0.00	581,939.05	285,080,624.22
State Pool											
11/01/08	Open	MB02-MBIA General		AR-0015	State Pool	7,658,769.74	14,268.10	0.00	0.00	14,268.10	7,673,037.84
11/01/08	Open	MB03-MBIA Road & Bridge		AR-0016	State Pool	51,821.86	96.56	0.00	0.00	96.56	51,918.42
11/01/08	Open	MB04-MBIA Drainage		AR-0017	State Pool	743,430.28	1,384.99	0.00	0.00	1,384.99	744,815.27
11/01/08	Open	MB06-MBIA Toll Rd. Operations		AR-0019	State Pool	8,521,526.25	15,875.38	0.00	0.00	15,875.38	8,537,401.63
11/01/08	Open	TT00-TX TERM General		AR-0022	State Pool	1,034.77	1.73	0.00	0.00	1.73	1,036.50
11/01/08	Open	TT02-TX TERM Toll Rd. Operation		AR-0024	State Pool	1,033.60	1.73	0.00	0.00	1.73	1,035.33
11/01/08	Open	TT04-TX TERM Road & Bridge		AR-0026	State Pool	1,031.71	1.73	0.00	0.00	1.73	1,033.44
11/01/08	Open	TT05-TX TERM Drainage		AR-0027	State Pool	342.28	0.57	0.00	0.00	0.57	342.85
11/10/08	Open	LOG1-Logic- General		AR-0028	State Pool	5,457,516.53	9,916.97	0.00	0.00	9,916.97	5,467,433.50
11/10/08	Open	LOG2-Logic-Toll Rd.Operations		AR-0029	State Pool	1,047.47	1.86	0.00	0.00	1.86	1,049.33
11/10/08	Open	LOG5-Logic-Drainage		AR-0032	State Pool	1,040.95	1.86	0.00	0.00	1.86	1,042.81
11/10/08	Open	LOG8-Logic-Road & Bridge		AR-0035	State Pool	1,041.37	1.86	0.00	0.00	1.86	1,043.23
08/31/16	Open	MB12-MBIA ESD 100 AGREEMENT		AR-0041	State Pool	948,672.58	1,767.35	0.00	0.00	1,767.35	950,439.93
08/31/16	Open	MB13-MBIA ASSISTANCE DIST #1		AR-0042	State Pool	87,672.82	163.34	0.00	0.00	163.34	87,836.16
08/31/16	Open	MB14-MBIA GR PARKWAY OPERATIONS		AR-0043	State Pool	4,649,242.03	8,661.41	0.00	0.00	8,661.41	4,657,903.44
State Pool Total					28,125,224.24	52,145.44	0.00	0.00	0.00	52,145.44	28,177,369.68
Investment Total					347,013,573.23	-25,255,579.33	0.00	0.00	0.00	634,084.49	321,757,993.90

Interest Accrual
Ft. Bend County
Effective Interest - Actual Life
Receipts in Period
09/01/18 - 09/30/18

CUSIP	Invest Number	Security Description	Purchase Date	Sale Date	Yield Earned	Ending Par Val/Shares	Ending Amor Val/Cost	Purchased Interest	Int/Div Rec In the Perd	Int/Div Accrued In the Perd	PTD Purch Received	Int/Div Rec Purch/Date	Int/Div Accrued Purch/Date
09 - Temporary Holding													
FFCB													
3133EGJX4	16-0004	FFCB 1.08 07/05/19	07/05/16	Open	<u>1.0800</u>	<u>8,500,000.00</u>	<u>8,500,000.00</u>	<u>0.00</u>	<u>0.00</u>	<u>7,650.00</u>	<u>0.00</u>	<u>0.00</u>	<u>208,590.00</u>
FFCB Total					1.0800	8,500,000.00	8,500,000.00	0.00	0.00	7,650.00	0.00	0.00	208,590.00
Money Market													
Prosperity-Money Market Accts.	AR-0009	Money Market	11/30/03	Open	<u>0.0000</u>	<u>0.00</u>	<u>0.00</u>	<u>0.00</u>	<u>0.00</u>	<u>0.00</u>	<u>0.00</u>	<u>0.00</u>	<u>0.00</u>
Money Market Total					0.0000	0.00	0.00	0.00	0.00	0.00	0.00	0.00	0.00
09 - Temporary Holding Total					1.0800	8,500,000.00	8,500,000.00	0.00	0.00	7,650.00	0.00	0.00	208,590.00
130 - Assistance Dist #1													
State Pool													
MB13-MBIA ASSISTANCE DIST #1	AR-0042	State Pool	08/31/16	Open	<u>2.2666</u>	<u>87,836.16</u>	<u>87,836.16</u>	<u>0.00</u>	<u>163.34</u>	<u>0.00</u>	<u>0.00</u>	<u>87,836.16</u>	<u>0.00</u>
State Pool Total					2.2666	87,836.16	87,836.16	0.00	163.34	0.00	0.00	87,836.16	0.00
130 - Assistance Dist #1 Total					2.2666	87,836.16	87,836.16	0.00	163.34	0.00	0.00	87,836.16	0.00
145 - ESD 100 Agreement													
State Pool													
MB12-MBIA ESD 100 AGREEMENT	AR-0041	State Pool	08/31/16	Open	<u>2.2665</u>	<u>950,439.93</u>	<u>950,439.93</u>	<u>0.00</u>	<u>1,767.35</u>	<u>0.00</u>	<u>0.00</u>	<u>50,439.93</u>	<u>0.00</u>
State Pool Total					2.2665	950,439.93	950,439.93	0.00	1,767.35	0.00	0.00	50,439.93	0.00
145 - ESD 100 Agreement Total					2.2665	950,439.93	950,439.93	0.00	1,767.35	0.00	0.00	50,439.93	0.00
810 - FBC Toll Road Operations													
State Pool													
TT02-TX TERM Toll Rd. Operation	AR-0024	State Pool	11/01/08	Open	<u>0.0000</u>	<u>0.00</u>	<u>0.00</u>	<u>0.00</u>	<u>0.00</u>	<u>0.00</u>	<u>0.00</u>	<u>0.00</u>	<u>0.00</u>
State Pool Total					0.0000	0.00	0.00	0.00	0.00	0.00	0.00	0.00	0.00
810 - FBC Toll Road Operations Total					0.0000	0.00	0.00	0.00	0.00	0.00	0.00	0.00	0.00
815 - Grand Parkway Operations													
State Pool													
MB14-MBIA GR PARKWAY OPERATIONS	AR-0043	State Pool	08/31/16	Open	<u>2.2665</u>	<u>4,657,903.44</u>	<u>4,657,903.44</u>	<u>0.00</u>	<u>8,661.41</u>	<u>0.00</u>	<u>0.00</u>	<u>157,897.96</u>	<u>0.00</u>
State Pool Total					2.2665	4,657,903.44	4,657,903.44	0.00	8,661.41	0.00	0.00	157,897.96	0.00
815 - Grand Parkway Operations Total					2.2665	4,657,903.44	4,657,903.44	0.00	8,661.41	0.00	0.00	157,897.96	0.00
LOG1 - LOGIC GENERAL													
State Pool													
LOG1-Logic- General	AR-0028	State Pool	11/10/08	Open	<u>2.2107</u>	<u>5,467,433.50</u>	<u>5,467,433.50</u>	<u>0.00</u>	<u>9,916.97</u>	<u>0.00</u>	<u>0.00</u>	<u>537,866.48</u>	<u>0.00</u>
State Pool Total					2.2107	5,467,433.50	5,467,433.50	0.00	9,916.97	0.00	0.00	537,866.48	0.00
LOG1 - LOGIC GENERAL Total					2.2107	5,467,433.50	5,467,433.50	0.00	9,916.97	0.00	0.00	537,866.48	0.00
LOG2 - LOGIC TOLL OPERATIONS													
State Pool													
LOG2-Logic-Toll Rd.Operations	AR-0029	State Pool	11/10/08	Open	<u>2.1603</u>	<u>1,049.33</u>	<u>1,049.33</u>	<u>0.00</u>	<u>1.86</u>	<u>0.00</u>	<u>0.00</u>	<u>62,380.41</u>	<u>0.00</u>
State Pool Total					2.1603	1,049.33	1,049.33	0.00	1.86	0.00	0.00	62,380.41	0.00
LOG2 - LOGIC TOLL OPERATIONS Total					2.1603	1,049.33	1,049.33	0.00	1.86	0.00	0.00	62,380.41	0.00
LOG5 - LOGIC DRAINAGE													
State Pool													
LOG5-Logic-Drainage	AR-0032	State Pool	11/10/08	Open	<u>2.1738</u>	<u>1,042.81</u>	<u>1,042.81</u>	<u>0.00</u>	<u>1.86</u>	<u>0.00</u>	<u>0.00</u>	<u>3,286.58</u>	<u>0.00</u>
State Pool Total					2.1738	1,042.81	1,042.81	0.00	1.86	0.00	0.00	3,286.58	0.00
LOG5 - LOGIC DRAINAGE Total					2.1738	1,042.81	1,042.81	0.00	1.86	0.00	0.00	3,286.58	0.00
LOG8 - LOGIC ROAD & BRIDGE													
State Pool													
LOG8-Logic-Road & Bridge	AR-0035	State Pool	11/10/08	Open	<u>2.1730</u>	<u>1,043.23</u>	<u>1,043.23</u>	<u>0.00</u>	<u>1.86</u>	<u>0.00</u>	<u>0.00</u>	<u>6,530.75</u>	<u>0.00</u>

Interest Accrual
Ft. Bend County
Effective Interest - Actual Life
Receipts in Period
09/01/18 - 09/30/18

11

CUSIP	Invest Number	Security Description	Purchase Date	Sale Date	Yield Earned	Ending Par Val/Shares	Ending Amor Val/Cost	Purchased Interest	Int/Div Rec In the Perd	Int/Div Accrued In the Perd	PTD Purch Received	Int/Div Rec Purch/Date	Int/Div Accrued Purch/Date
State Pool Total					<u>2.1730</u>	<u>1,043.23</u>	<u>1,043.23</u>	<u>0.00</u>	<u>1.86</u>	<u>0.00</u>	<u>0.00</u>	<u>6,530.75</u>	<u>0.00</u>
LOG8 - LOGIC ROAD & BRIDGE Total					<u>2.1730</u>	<u>1,043.23</u>	<u>1,043.23</u>	<u>0.00</u>	<u>1.86</u>	<u>0.00</u>	<u>0.00</u>	<u>6,530.75</u>	<u>0.00</u>
MB02 - MBIA GENERAL													
State Pool													
MB02-MBIA General	AR-0015	State Pool	11/01/08	Open	2.2665	7,673,037.84	7,673,037.84	0.00	14,268.10	0.00	0.00	402,388.21	0.00
State Pool Total					<u>2.2665</u>	<u>7,673,037.84</u>	<u>7,673,037.84</u>	<u>0.00</u>	<u>14,268.10</u>	<u>0.00</u>	<u>0.00</u>	<u>402,388.21</u>	<u>0.00</u>
MB02 - MBIA GENERAL Total					<u>2.2665</u>	<u>7,673,037.84</u>	<u>7,673,037.84</u>	<u>0.00</u>	<u>14,268.10</u>	<u>0.00</u>	<u>0.00</u>	<u>402,388.21</u>	<u>0.00</u>
MB03 - MBIA ROAD & BRIDGE													
State Pool													
MB03-MBIA Road & Bridge	AR-0016	State Pool	11/01/08	Open	2.2669	51,918.42	51,918.42	0.00	96.56	0.00	0.00	92,657.57	0.00
State Pool Total					<u>2.2669</u>	<u>51,918.42</u>	<u>51,918.42</u>	<u>0.00</u>	<u>96.56</u>	<u>0.00</u>	<u>0.00</u>	<u>92,657.57</u>	<u>0.00</u>
MB03 - MBIA ROAD & BRIDGE Total					<u>2.2669</u>	<u>51,918.42</u>	<u>51,918.42</u>	<u>0.00</u>	<u>96.56</u>	<u>0.00</u>	<u>0.00</u>	<u>92,657.57</u>	<u>0.00</u>
MB04 - MBIA DRAINAGE													
State Pool													
MB04-MBIA Drainage	AR-0017	State Pool	11/01/08	Open	2.2665	744,815.27	744,815.27	0.00	1,384.99	0.00	0.00	102,143.18	0.00
State Pool Total					<u>2.2665</u>	<u>744,815.27</u>	<u>744,815.27</u>	<u>0.00</u>	<u>1,384.99</u>	<u>0.00</u>	<u>0.00</u>	<u>102,143.18</u>	<u>0.00</u>
MB04 - MBIA DRAINAGE Total					<u>2.2665</u>	<u>744,815.27</u>	<u>744,815.27</u>	<u>0.00</u>	<u>1,384.99</u>	<u>0.00</u>	<u>0.00</u>	<u>102,143.18</u>	<u>0.00</u>
MB06 - MBIA TOLL RD OPERATIONS													
State Pool													
MB06-MBIA Toll Rd. Operations	AR-0019	State Pool	11/01/08	Open	2.2665	8,537,401.63	8,537,401.63	0.00	15,875.38	0.00	0.00	253,338.43	0.00
State Pool Total					<u>2.2665</u>	<u>8,537,401.63</u>	<u>8,537,401.63</u>	<u>0.00</u>	<u>15,875.38</u>	<u>0.00</u>	<u>0.00</u>	<u>253,338.43</u>	<u>0.00</u>
MB06 - MBIA TOLL RD OPERATIONS Total					<u>2.2665</u>	<u>8,537,401.63</u>	<u>8,537,401.63</u>	<u>0.00</u>	<u>15,875.38</u>	<u>0.00</u>	<u>0.00</u>	<u>253,338.43</u>	<u>0.00</u>
PROS - Prosperity Money Mkt. Accts.													
Money Market													
Prosperity-Money Market Accts.	AR-0009	Money Market	11/30/03	Open	2.2875	285,080,624.22	285,080,624.22	0.00	581,939.05	0.00	0.00	33,734,059.99	0.00
Money Market Total					<u>2.2875</u>	<u>285,080,624.22</u>	<u>285,080,624.22</u>	<u>0.00</u>	<u>581,939.05</u>	<u>0.00</u>	<u>0.00</u>	<u>33,734,059.99</u>	<u>0.00</u>
PROS - Prosperity Money Mkt. Accts. Total					<u>2.2875</u>	<u>285,080,624.22</u>	<u>285,080,624.22</u>	<u>0.00</u>	<u>581,939.05</u>	<u>0.00</u>	<u>0.00</u>	<u>33,734,059.99</u>	<u>0.00</u>
TT00 - TEXAS TERM GENERAL													
State Pool													
TT00-TX TERM General	AR-0022	State Pool	11/01/08	Open	2.0340	1,036.50	1,036.50	0.00	1.73	0.00	0.00	21,421.27	0.00
State Pool Total					<u>2.0340</u>	<u>1,036.50</u>	<u>1,036.50</u>	<u>0.00</u>	<u>1.73</u>	<u>0.00</u>	<u>0.00</u>	<u>21,421.27</u>	<u>0.00</u>
TT00 - TEXAS TERM GENERAL Total					<u>2.0340</u>	<u>1,036.50</u>	<u>1,036.50</u>	<u>0.00</u>	<u>1.73</u>	<u>0.00</u>	<u>0.00</u>	<u>21,421.27</u>	<u>0.00</u>
TT02 - TEXAS TERM TOLL OPERATIONS													
State Pool													
TT02-TX TERM Toll Rd. Operation	AR-0024	State Pool	11/01/08	Open	2.0363	1,035.33	1,035.33	0.00	1.73	0.00	0.00	17,965.23	0.00
State Pool Total					<u>2.0363</u>	<u>1,035.33</u>	<u>1,035.33</u>	<u>0.00</u>	<u>1.73</u>	<u>0.00</u>	<u>0.00</u>	<u>17,965.23</u>	<u>0.00</u>
TT02 - TEXAS TERM TOLL OPERATIONS Total					<u>2.0363</u>	<u>1,035.33</u>	<u>1,035.33</u>	<u>0.00</u>	<u>1.73</u>	<u>0.00</u>	<u>0.00</u>	<u>17,965.23</u>	<u>0.00</u>
TT04 - TEXAS TERM ROAD & BRIDGE													
State Pool													
TT04-TX TERM Road & Bridge	AR-0026	State Pool	11/01/08	Open	2.0400	1,033.44	1,033.44	0.00	1.73	0.00	0.00	8,240.72	0.00
State Pool Total					<u>2.0400</u>	<u>1,033.44</u>	<u>1,033.44</u>	<u>0.00</u>	<u>1.73</u>	<u>0.00</u>	<u>0.00</u>	<u>8,240.72</u>	<u>0.00</u>
TT04 - TEXAS TERM ROAD & BRIDGE Total					<u>2.0400</u>	<u>1,033.44</u>	<u>1,033.44</u>	<u>0.00</u>	<u>1.73</u>	<u>0.00</u>	<u>0.00</u>	<u>8,240.72</u>	<u>0.00</u>
TT05 - TEXAS TERM DRAINAGE													
State Pool													
TT05-TX TERM Drainage	AR-0027	State Pool	11/01/08	Open	2.0260	342.85	342.85	0.00	0.57	0.00	0.00	5,022.12	0.00
State Pool Total					<u>2.0260</u>	<u>342.85</u>	<u>342.85</u>	<u>0.00</u>	<u>0.57</u>	<u>0.00</u>	<u>0.00</u>	<u>5,022.12</u>	<u>0.00</u>

Interest Accrual
Ft. Bend County
 Effective Interest - Actual Life
 Receipts in Period
 09/01/18 - 09/30/18

12

CUSIP	Invest Number	Security Description	Purchase Date	Sale Date	Yield Earned	Ending Par Val/Shares	Ending Amor Val/Cost	Purchased Interest	Int/Div Rec In the Perd	Int/Div Accrued In the Perd	PTD Purch Received	Int/Div Rec Purch/Date	Int/Div Accrued Purch/Date
TT05 - TEXAS TERM DRAINAGE Total					<u>2.0260</u>	<u>342.85</u>	<u>342.85</u>	<u>0.00</u>	<u>0.57</u>	<u>0.00</u>	<u>0.00</u>	<u>5,022.12</u>	<u>0.00</u>

Premium/Discount Amortization

Ft. Bend County

Effective Interest - Actual Life
 Receipts in Period
 09/01/18 - 09/30/18

13

CUSIP	Invest Number	Security Description	Purchase Date	Amortiz Date	Yield Earned	Beginning Par Val/Shares	Beginning Unamor Val/Cost	Premium Discount	Ending Par Val/Shares	Ending Amor Val/Cost	Unamor Prem/Dscnt	Amortization In the Perd	Amortization Purch/Date
FFCB													
3133EGJX4	16-0004	FFCB 1.08 07/05/19	07/05/16	07/05/19	<u>1.0800</u>	<u>8,500,000.00</u>	<u>8,500,000.00</u>	<u>0.00</u>	<u>8,500,000.00</u>	<u>8,500,000.00</u>	<u>0.00</u>	<u>0.00</u>	<u>0.00</u>
FFCB Total					<u>1.0800</u>	<u>8,500,000.00</u>	<u>8,500,000.00</u>	<u>0.00</u>	<u>8,500,000.00</u>	<u>8,500,000.00</u>	<u>0.00</u>	<u>0.00</u>	<u>0.00</u>
Money Market													
Prosperity-Money Market Accts.	AR-0009	Money Market	11/30/03	Open	2.2875	310,388,348.99	310,388,348.99	0.00	285,080,624.22	285,080,624.22	0.00	0.00	0.00
Money Market Total					<u>2.2875</u>	<u>310,388,348.99</u>	<u>310,388,348.99</u>	<u>0.00</u>	<u>285,080,624.22</u>	<u>285,080,624.22</u>	<u>0.00</u>	<u>0.00</u>	<u>0.00</u>
State Pool													
MB02-MBIA General	AR-0015	State Pool	11/01/08	Open	2.2665	7,658,769.74	7,658,769.74	0.00	7,673,037.84	7,673,037.84	0.00	0.00	0.00
MB03-MBIA Road & Bridge	AR-0016	State Pool	11/01/08	Open	2.2669	51,821.86	51,821.86	0.00	51,918.42	51,918.42	0.00	0.00	0.00
MB04-MBIA Drainage	AR-0017	State Pool	11/01/08	Open	2.2665	743,430.28	743,430.28	0.00	744,815.27	744,815.27	0.00	0.00	0.00
MB06-MBIA Toll Rd. Operations	AR-0019	State Pool	11/01/08	Open	2.2665	8,521,526.25	8,521,526.25	0.00	8,537,401.63	8,537,401.63	0.00	0.00	0.00
TT00-TX TERM General	AR-0022	State Pool	11/01/08	Open	2.0340	1,034.77	1,034.77	0.00	1,036.50	1,036.50	0.00	0.00	0.00
TT02-TX TERM Toll Rd. Operation	AR-0024	State Pool	11/01/08	Open	2.0363	1,033.60	1,033.60	0.00	1,035.33	1,035.33	0.00	0.00	0.00
TT04-TX TERM Road & Bridge	AR-0026	State Pool	11/01/08	Open	2.0400	1,031.71	1,031.71	0.00	1,033.44	1,033.44	0.00	0.00	0.00
TT05-TX TERM Drainage	AR-0027	State Pool	11/01/08	Open	2.0260	342.28	342.28	0.00	342.85	342.85	0.00	0.00	0.00
LOG1-Logic- General	AR-0028	State Pool	11/10/08	Open	2.2107	5,457,516.53	5,457,516.53	0.00	5,467,433.50	5,467,433.50	0.00	0.00	0.00
LOG2-Logic-Toll Rd.Operations	AR-0029	State Pool	11/10/08	Open	2.1603	1,047.47	1,047.47	0.00	1,049.33	1,049.33	0.00	0.00	0.00
LOG5-Logic-Drainage	AR-0032	State Pool	11/10/08	Open	2.1738	1,040.95	1,040.95	0.00	1,042.81	1,042.81	0.00	0.00	0.00
LOG8-Logic-Road & Bridge	AR-0035	State Pool	11/10/08	Open	2.1730	1,041.37	1,041.37	0.00	1,043.23	1,043.23	0.00	0.00	0.00
MB12-MBIA ESD 100 AGREEMENT	AR-0041	State Pool	08/31/16	Open	2.2665	948,672.58	948,672.58	0.00	950,439.93	950,439.93	0.00	0.00	0.00
MB13-MBIA ASSISTANCE DIST #1	AR-0042	State Pool	08/31/16	Open	2.2666	87,672.82	87,672.82	0.00	87,836.16	87,836.16	0.00	0.00	0.00
MB14-MBIA GR PARKWAY OPERATIONS	AR-0043	State Pool	08/31/16	Open	2.2665	<u>4,649,242.03</u>	<u>4,649,242.03</u>	<u>0.00</u>	<u>4,657,903.44</u>	<u>4,657,903.44</u>	<u>0.00</u>	<u>0.00</u>	<u>0.00</u>
State Pool Total					<u>2.2556</u>	<u>28,125,224.24</u>	<u>28,125,224.24</u>	<u>0.00</u>	<u>28,177,369.68</u>	<u>28,177,369.68</u>	<u>0.00</u>	<u>0.00</u>	<u>0.00</u>
Investment Total					<u>2.2548</u>	<u>347,013,573.23</u>	<u>347,013,573.23</u>	<u>0.00</u>	<u>321,757,993.90</u>	<u>321,757,993.90</u>	<u>0.00</u>	<u>0.00</u>	<u>0.00</u>

Open Investments

Ft. Bend County

Effective Interest - Actual Life
Receipts in Period
09/30/18


CUSIP	Invest Number	Security Description	Invest Class	Purchase Date	Call Date	Purchase Institut	SafeKeep Institut	Issuing Institut	Yield Matur	Yield Call	Original Unit Cost	Original Par Val/Shares	Original Princ/Cost	Orig Prem Discount	Ending Unit Price	Ending Par Val/Shares	Ending Amor Val/Cost	Ending Prem/Dscnt
FFCB																		
3133EGJX4	16-0004	FFCB 1.08 07/05/19		07/05/16	Open	700	100	None	1.0800	1.0800	1.000000	8,500,000.00	8,500,000.00	0.00	1.000000	8,500,000.00	8,500,000.00	0.00
FFCB Total									<u>1.0800</u>	<u>1.0800</u>	<u>1.000000</u>	<u>8,500,000.00</u>	<u>8,500,000.00</u>	<u>0.00</u>	<u>1.000000</u>	<u>8,500,000.00</u>	<u>8,500,000.00</u>	<u>0.00</u>
Money Market																		
Prosperity-Money Market Accts.	AR-0009	Money Market		11/30/03	Open	100	None	100	2.4100	2.4100	1.000000	12,505,577.66	12,505,577.66	0.00	1.000000	285,080,624.22	285,080,624.22	0.00
Money Market Total									<u>2.4100</u>	<u>2.4100</u>	<u>1.000000</u>	<u>12,505,577.66</u>	<u>12,505,577.66</u>	<u>0.00</u>	<u>1.000000</u>	<u>285,080,624.22</u>	<u>285,080,624.22</u>	<u>0.00</u>
State Pool																		
MB02-MBIA General	AR-0015	State Pool		11/01/08	Open	2000	None	2000	2.2600	2.2600	1.000000	17,374,917.83	17,374,917.83	0.00	1.000000	7,673,037.84	7,673,037.84	0.00
MB03-MBIA Road & Bridge	AR-0016	State Pool		11/01/08	Open	2000	None	2000	2.2600	2.2600	1.000000	2,856,438.24	2,856,438.24	0.00	1.000000	51,918.42	51,918.42	0.00
MB04-MBIA Drainage	AR-0017	State Pool		11/01/08	Open	2000	None	2000	2.2600	2.2600	1.000000	1,267,218.21	1,267,218.21	0.00	1.000000	744,815.27	744,815.27	0.00
MB06-MBIA Toll Rd. Operations	AR-0019	State Pool		11/01/08	Open	2000	None	2000	2.2600	2.2600	1.000000	3,143,377.27	3,143,377.27	0.00	1.000000	8,537,401.63	8,537,401.63	0.00
TT00-TX TERM General	AR-0022	State Pool		11/01/08	Open	2005	None	2005	2.0300	2.0300	1.000000	10,006,437.87	10,006,437.87	0.00	1.000000	1,036.50	1,036.50	0.00
TT02-TX TERM Toll Rd. Operation	AR-0024	State Pool		11/01/08	Open	2005	None	2005	2.0300	2.0300	0.000000	0.00	0.00	0.00	1.000000	1,035.33	1,035.33	0.00
TT04-TX TERM Road & Bridge	AR-0026	State Pool		11/01/08	Open	2005	None	2005	2.0300	2.0300	1.000000	10,463.28	10,463.28	0.00	1.000000	1,033.44	1,033.44	0.00
TT05-TX TERM Drainage	AR-0027	State Pool		11/01/08	Open	2005	None	2005	2.0300	2.0300	1.000000	109,774.61	109,774.61	0.00	1.000000	342.85	342.85	0.00
LOG1-Logic- General	AR-0028	State Pool		11/10/08	Open	200	None	200	2.2112	2.2112	1.000000	10,000,000.00	10,000,000.00	0.00	1.000000	5,467,433.50	5,467,433.50	0.00
LOG2-Logic-Toll Rd.Operations	AR-0029	State Pool		11/10/08	Open	200	None	200	2.2112	2.2112	1.000000	2,000,000.00	2,000,000.00	0.00	1.000000	1,049.33	1,049.33	0.00
LOG5-Logic-Drainage	AR-0032	State Pool		11/10/08	Open	200	None	200	2.2112	2.2112	1.000000	500,000.00	500,000.00	0.00	1.000000	1,042.81	1,042.81	0.00
LOG8-Logic-Road & Bridge	AR-0035	State Pool		11/10/08	Open	200	None	200	2.2112	2.2112	1.000000	1,000,000.00	1,000,000.00	0.00	1.000000	1,043.23	1,043.23	0.00
MB12-MBIA ESD 100 AGREEMENT	AR-0041	State Pool		08/31/16	Open	2000	None	2000	2.2600	2.2600	1.000000	3,900,000.00	3,900,000.00	0.00	1.000000	950,439.93	950,439.93	0.00
MB13-MBIA ASSISTANCE DIST #1	AR-0042	State Pool		08/31/16	Open	2000	None	2000	2.2600	2.2600	1.000000	10,000,000.00	10,000,000.00	0.00	1.000000	87,836.16	87,836.16	0.00
MB14-MBIA GR PARKWAY OPERATIONS	AR-0043	State Pool		08/31/16	Open	2000	None	2000	2.2600	2.2600	1.000000	8,500,000.00	8,500,000.00	0.00	1.000000	4,657,903.44	4,657,903.44	0.00
State Pool Total									<u>2.2505</u>	<u>2.2505</u>	<u>1.000000</u>	<u>70,668,627.31</u>	<u>70,668,627.31</u>	<u>0.00</u>	<u>1.000000</u>	<u>28,177,369.68</u>	<u>28,177,369.68</u>	<u>0.00</u>
Investment Total									<u>2.3603</u>	<u>2.3603</u>	<u>1.000000</u>	<u>91,674,204.97</u>	<u>91,674,204.97</u>	<u>0.00</u>	<u>1.000000</u>	<u>321,757,993.90</u>	<u>321,757,993.90</u>	<u>0.00</u>

Open Investments

Ft. Bend County

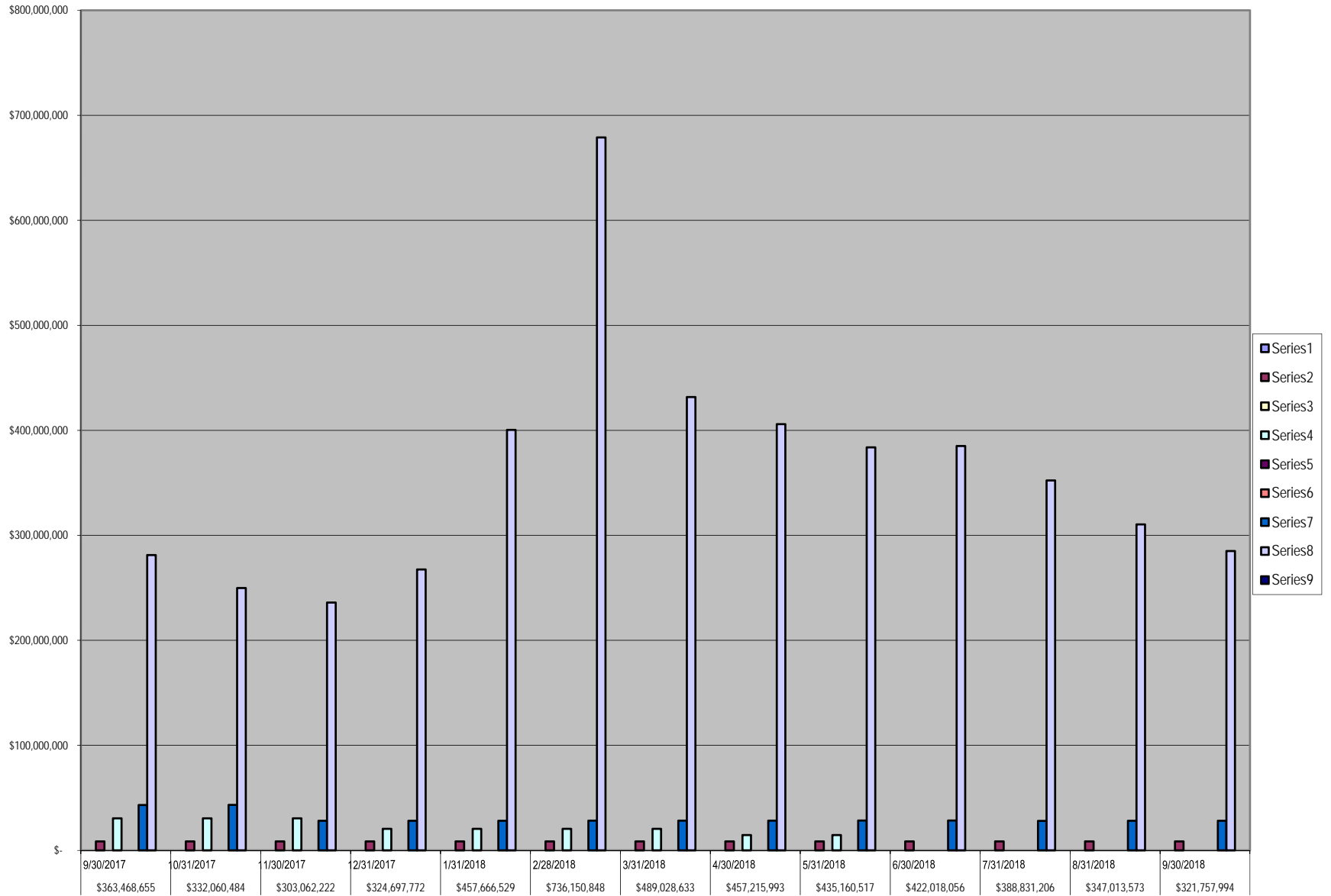
Effective Interest - Actual Life
Receipts in Period
09/30/18

Showing Ending Par Val/Shares: \$321,757,993.90



FBC INVESTMENT TRAILING 12 MONTHS

Open Investments		FARMERS MAC DN	FFCB	FHLB	FHLMC	FNMA	FNMA DISCOUNT NOTE	State Pool	Prosperity Money Market	Prosperity - Invst. Acct.
\$ 363,468,655	9/30/2017	\$ -	\$ 8,500,000	\$ -	\$ 30,502,217	\$ -	\$ -	\$ 43,209,454	\$ 281,256,984	\$ -
\$ 332,060,484	10/31/2017	\$ -	\$ 8,500,000	\$ -	\$ 30,500,000	\$ -	\$ -	\$ 43,256,292	\$ 249,804,192	\$ -
\$ 303,062,222	11/30/2017	\$ -	\$ 8,500,000	\$ -	\$ 30,500,000	\$ -	\$ -	\$ 28,144,030	\$ 235,918,192	\$ -
\$ 324,697,772	12/31/2017	\$ -	\$ 8,500,000	\$ -	\$ 20,500,000	\$ -	\$ -	\$ 28,177,460	\$ 267,520,312	\$ -
\$ 457,666,529	1/31/2018	\$ -	\$ 8,500,000	\$ -	\$ 20,500,000	\$ -	\$ -	\$ 28,214,482	\$ 400,452,047	\$ -
\$ 736,150,848	2/28/2018	\$ -	\$ 8,500,000	\$ -	\$ 20,500,000	\$ -	\$ -	\$ 28,249,394	\$ 678,901,454	\$ -
\$ 489,028,633	3/31/2018	\$ -	\$ 8,500,000	\$ -	\$ 20,500,000	\$ -	\$ -	\$ 28,291,247	\$ 431,737,386	\$ -
\$ 457,215,993	4/30/2018	\$ -	\$ 8,500,000	\$ -	\$ 14,500,000	\$ -	\$ -	\$ 28,336,426	\$ 405,879,567	\$ -
\$ 435,160,517	5/31/2018	\$ -	\$ 8,500,000	\$ -	\$ 14,500,000	\$ -	\$ -	\$ 28,385,866	\$ 383,774,651	\$ -
\$ 422,018,056	6/30/2018	\$ -	\$ 8,500,000	\$ -	\$ -	\$ -	\$ -	\$ 28,436,018	\$ 385,082,038	\$ -
\$ 388,831,206	7/31/2018	\$ -	\$ 8,500,000	\$ -	\$ -	\$ -	\$ -	\$ 28,071,977	\$ 352,259,229	\$ -
\$ 347,013,573	8/31/2018	\$ -	\$ 8,500,000	\$ -	\$ -	\$ -	\$ -	\$ 28,125,224	\$ 310,388,349	\$ -
\$ 321,757,994	9/30/2018	\$ -	\$ 8,500,000	\$ -	\$ -	\$ -	\$ -	\$ 28,177,370	\$ 285,080,624	\$ -



Wendt, Sandra

From: Laura Turner (111) <Laura.Turner@prosperitybankusa.com>
Sent: Wednesday, September 5, 2018 7:30 AM
To: Brogdon, Jennifer; Segura, Maria; Elster, Melissa; Schultz, Patsy; Wendt, Sandra
Subject: September interest rate

CAUTION: This email originated from outside of the organization. Do not click links or open attachments unless you recognize the sender and know the content is safe.

In accordance to the Depository bid, the variable interest rate for the month of September will reflect the change in the 91 day T-bill rate. The 91 day T-bill investment rate is 2.120%. Rate paid will be 2.410% (2.120% + .29) on the General Fund and all other accounts.

Thank you!

Laura

Laura Turner

Assistant Vice President

Lending Assistant

Sugar Land Banking Center

14060 Southwest Freeway

Sugar Land, TX 77478

Phone: 281-269-7200

Direct: 281-269-7254

Fax: 281-269-7108

Shoretel: 37254

Email: laura.turner@prosperitybankusa.com

NYSE: PB



Handy information should the need arise.....

281-242-4762 Fastline

1.866.985.2273 To Activate & Pin your Debit Card

1.800.684.2132 Report your card Lost/Stolen ATM/Debit Card



Daily Rates

September 2018

TXCLASS

AVERAGE MONTHLY YIELD: 2.26%

Date	Dividend Rate	Daily Yield
01-Sep-18	0.000061665	2.25%
02-Sep-18	0.000061665	2.25%
03-Sep-18	0.000061665	2.25%
04-Sep-18	0.000061700	2.25%
05-Sep-18	0.000061699	2.25%
06-Sep-18	0.000061809	2.26%
07-Sep-18	0.000061842	2.26%
08-Sep-18	0.000061842	2.26%
09-Sep-18	0.000061842	2.26%
10-Sep-18	0.000061784	2.26%
11-Sep-18	0.000061869	2.26%
12-Sep-18	0.000061882	2.26%
13-Sep-18	0.000061839	2.26%
14-Sep-18	0.000061784	2.26%
15-Sep-18	0.000061784	2.26%
16-Sep-18	0.000061784	2.26%
17-Sep-18	0.000061984	2.26%
18-Sep-18	0.000061999	2.26%
19-Sep-18	0.000062063	2.27%
20-Sep-18	0.000062058	2.27%
21-Sep-18	0.000062186	2.27%
22-Sep-18	0.000062186	2.27%
23-Sep-18	0.000062186	2.27%
24-Sep-18	0.000062299	2.27%
25-Sep-18	0.000062578	2.28%
26-Sep-18	0.000062396	2.28%
27-Sep-18	0.000062665	2.29%
28-Sep-18	0.000062772	2.29%
29-Sep-18	0.000062772	2.29%
30-Sep-18	0.000062772	2.29%

Current Rates:

As of September 30, 2018

Current Yield¹

2.10%

Historical Rates

Monthly Distribution Yields²

	<u>2009</u>	<u>2010</u>	<u>2011</u>	<u>2012</u>	<u>2013</u>	<u>2014</u>	<u>2015</u>	<u>2016</u>	<u>2017</u>	<u>2018</u>
January	1.14%	0.17%	0.14%	0.08%	0.12%	0.04%	0.07%	0.35%	0.58%	1.34%
February	0.83%	0.17%	0.17%	0.10%	0.10%	0.04%	0.08%	0.39%	0.59%	1.40%
March	0.74%	0.18%	0.14%	0.10%	0.10%	0.04%	0.09%	0.41%	0.66%	1.50%
April	0.63%	0.19%	0.10%	0.10%	0.08%	0.04%	0.09%	0.42%	0.75%	1.65%
May	0.55%	0.19%	0.09%	0.12%	0.08%	0.04%	0.09%	0.43%	0.76%	1.75%
June	0.50%	0.21%	0.09%	0.13%	0.05%	0.04%	0.09%	0.44%	0.85%	1.85%
July	0.42%	0.23%	0.06%	0.13%	0.05%	0.05%	0.10%	0.45%	0.96%	1.96%
August	0.41%	0.24%	0.08%	0.13%	0.05%	0.06%	0.11%	0.47%	1.00%	1.99%
September	0.37%	0.21%	0.07%	0.13%	0.05%	0.06%	0.13%	0.50%	1.03%	2.03%
October	0.27%	0.19%	0.07%	0.13%	0.04%	0.06%	0.15%	0.47%	1.05%	
November	0.26%	0.17%	0.08%	0.13%	0.04%	0.06%	0.15%	0.45%	1.09%	
December	0.23%	0.15%	0.11%	0.13%	0.04%	0.07%	0.23%	0.50%	1.21%	

**Call Toll-Free
1-866-TEX-TERM**

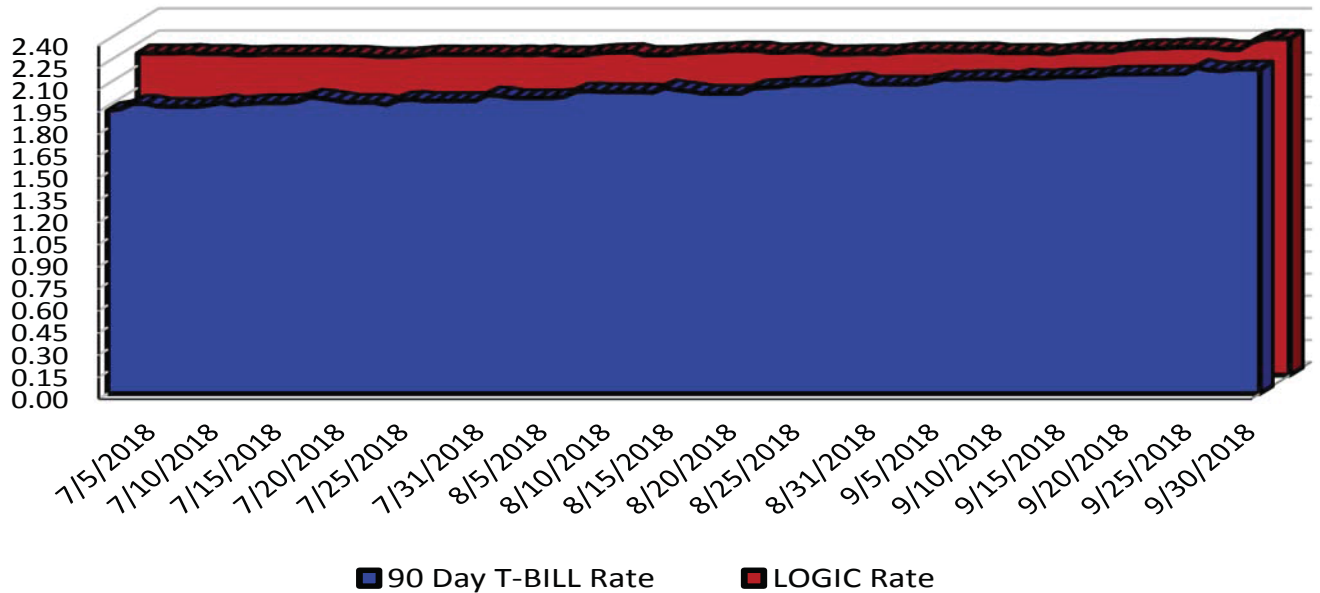
Past performance is not indicative of future results and yields may vary.

(1) The current yield, which is also known as the current annualized yield or current seven-day yield, represents the net change, exclusive of capital changes and income other than investment income, in the value of a hypothetical account with a balance of one share (normally \$1.00 per share) over a seven-day base period expressed as a percentage of the value of one share at the beginning of the seven-day period. This resulting net change in account value is then annualized by multiplying it by 365 and dividing the result by 7. The yields shown may reflect fee waivers by service providers that subsidize and reduce the total operating expenses of the TexasDAILY portfolio. Portfolio yields would be lower if there were no such waivers. The allocation factor represents the daily net income dividend declared by the TexasDAILY portfolio divided by the portfolio's daily net assets. The one-day yield represents the allocation factor of the TexasDAILY portfolio divided by the daily net asset value per share (normally \$1.00) multiplied by 365. Unlike the current yield—which excludes capital changes and income other than investment income—the allocation factor and one-day yield are inclusive of capital changes and any income other than investment income.

(2) The monthly distribution yield represents the sum of a month's one-day allocation factors divided by the number of days in that month, and multiplied by 365. The yields shown may reflect fee waivers by service providers that subsidize and reduce the total operating expenses of the TexasDAILY portfolio. Portfolio yields would be lower if there were no such waivers.

*This information is for institutional investor use only, not for further distribution to retail investors, and does not represent an offer to sell or a solicitation of an offer to buy or sell any fund or other security. Investors should consider the Pool's investment objectives, risks, charges and expenses before investing. This and other information about the Pool is available in the Pool's Information Statement, which should be read carefully before investing. A copy of the Pool's Information Statement may be obtained by calling 1-866-839-8376 or is available on the Pool's website at www.texasterm.net. While TexasDAILY seeks to maintain a stable net asset value of \$1.00 per share and TexasTERM seeks to achieve a net asset value of \$1.00 per share at its stated maturity, it is possible to lose money investing in the Pool. An investment in the Pool is not insured or guaranteed by the Federal Deposit Insurance Corporation or any other government agency. Shares of the Pool are distributed by **PFM Fund Distributors, Inc.**, member Financial Industry Regulatory Authority (FINRA) (www.finra.org) and Securities Investor Protection Corporation (SIPC) (www.sipc.org). PFM Fund Distributors, Inc. is a wholly owned subsidiary of PFM Asset Management LLC.*

LOGIC versus 90-Day Treasury Bill



This material is for information purposes only. This information does not represent an offer to buy or sell a security. The above rate information is obtained from sources that are believed to be reliable; however, its accuracy or completeness may be subject to change. The LOGIC management fee may be waived in full or in part at the discretion of the LOGIC co-administrators and the LOGIC rate for the period shown reflects waiver of fees. This table represents historical investment performance/return to the customer, net of fees, and is not an indication of future performance. An investment in the security is not insured or guaranteed by the Federal Deposit Insurance Corporation or any other government agency. Although the issuer seeks to preserve the value of an investment at \$1.00 per share, it is possible to lose money by investing in the security. Information about these and other program details are in the fund's Information Statement which should be read carefully before investing. The yield on the 90-Day Treasury Bill ("T-Bill Yield") is shown for comparative purposes only. When comparing the investment returns of the LOGIC pool to the T-Bill Yield, you should know that the LOGIC pool consist of allocations of specific diversified securities as detailed in the respective Information Statements. The T-Bill Yield is taken from Bloomberg Finance L.P. and represents the daily closing yield on the then current 90-day T-Bill. The LOGIC yield is calculated in accordance with regulations governing the registration of open-end management investment companies under the Investment Company Act of 1940 as promulgated from time to time by the federal Securities and Exchange Commission.

Daily Summary for September 2018

Date	Mny Mkt Fund Equiv. [SEC Std.]	Daily Allocation Factor	LOGIC Invested Balance	Market Value Per Share	WAM Days (1)*	WAM Days (2)*
9/1/2018	2.1957%	0.000060155	\$6,457,668,295.78	1.000073	33	64
9/2/2018	2.1957%	0.000060155	\$6,457,668,295.78	1.000073	33	64
9/3/2018	2.1957%	0.000060155	\$6,457,668,295.78	1.000073	33	64
9/4/2018	2.1938%	0.000060103	\$6,440,816,436.84	1.000171	34	66
9/5/2018	2.1960%	0.000060165	\$6,421,611,911.15	1.000170	35	65
9/6/2018	2.1962%	0.000060169	\$6,407,271,025.51	1.000168	34	65
9/7/2018	2.1860%	0.000059890	\$6,445,597,928.98	1.000095	32	63
9/8/2018	2.1860%	0.000059890	\$6,445,597,928.98	1.000095	32	63
9/9/2018	2.1860%	0.000059890	\$6,445,597,928.98	1.000095	32	63
9/10/2018	2.1872%	0.000059922	\$6,416,073,390.13	1.000157	34	66
9/11/2018	2.1799%	0.000059722	\$6,414,755,593.61	1.000157	31	65
9/12/2018	2.1878%	0.000059941	\$6,405,600,670.79	1.000144	33	64
9/13/2018	2.1960%	0.000060165	\$6,343,659,207.79	1.000164	32	69
9/14/2018	2.1940%	0.000060110	\$6,280,649,970.28	1.000101	31	67
9/15/2018	2.1940%	0.000060110	\$6,280,649,970.28	1.000101	31	67
9/16/2018	2.1940%	0.000060110	\$6,280,649,970.28	1.000101	31	67
9/17/2018	2.2104%	0.000060559	\$6,303,208,227.59	1.000156	33	70
9/18/2018	2.2161%	0.000060715	\$6,304,093,181.94	1.000146	34	72
9/19/2018	2.2182%	0.000060772	\$6,267,226,586.84	1.000143	33	71
9/20/2018	2.2170%	0.000060739	\$6,253,749,225.70	1.000149	34	73
9/21/2018	2.2230%	0.000060905	\$6,247,094,358.70	1.000054	32	69
9/22/2018	2.2230%	0.000060905	\$6,247,094,358.70	1.000054	32	69
9/23/2018	2.2230%	0.000060905	\$6,247,094,358.70	1.000054	32	69
9/24/2018	2.2196%	0.000060811	\$6,229,768,376.17	1.000119	33	70
9/25/2018	2.2092%	0.000060527	\$6,337,384,555.49	1.000109	31	70
9/26/2018	2.2082%	0.000060498	\$6,339,166,097.74	1.000104	34	75
9/27/2018	2.2570%	0.000061835	\$6,318,230,062.88	1.000095	37	78
9/28/2018	2.2829%	0.000062545	\$6,222,015,405.64	1.000013	42	83
9/29/2018	2.2829%	0.000062545	\$6,222,015,405.64	1.000013	42	83
9/30/2018	2.2829%	0.000062545	\$6,222,015,405.64	1.000013	42	83
Average	2.2112%	0.000060582	\$6,338,723,080.94		34	69

Prosperity Bank
Money Market Accounts
September 30, 2018

FUND	DESCRIPTION	BEGINNING BALANCE	DEPOSITS	WITH- DRAWALS	INTEREST	ENDING BALANCE
100	General Operating	92,889,971.87	27,040,994.14	41,503,029.88	172,396.23	78,600,332.36
150	Juvenile Operations	5,268,679.91	39,825.00	2,759,643.92	7,166.42	2,556,027.41
155	Road & Bridge	12,219,132.53	833,015.23	3,276,843.57	21,052.77	9,796,356.96
160	Drainage District	11,634,764.10	10,348.68	2,018,294.08	20,560.21	9,647,378.91
165	Lateral Road	1,014,121.31	-	-	1,999.37	1,016,120.68
170	Statue Restoration	4,432.55	-	-	8.74	4,441.29
175	City Water Assistance	24,518.41	243.00	400.59	48.19	24,409.01
185	Entex Contributions	4.52	-	-	0.01	4.53
190	H L & P Assistance	81,166.16	-	14,604.21	148.40	66,710.35
195	County Law Library	1,257,858.02	44,352.88	44,523.60	2,484.74	1,260,172.04
200	Law Enforcement Academy	496,404.47	-	22,992.06	969.24	474,381.65
205	Surface Water Supply Corp.	8,011.04	-	-	15.79	8,026.83
206	Industrial Development Corp	92,935.98	-	-	183.23	93,119.21
207	FBC Historical Commission	5,232.53	-	2,846.77	5.65	2,391.41
208	East FBC Development	-	-	-	-	-
215	Library Donations	109,235.51	6,337.14	1,563.66	221.53	114,230.52
225	FBC Asset Forfeiture-Task-State	557,838.81	88,992.19	8,913.29	1,180.79	639,098.50
235	Probate Court Training	113,019.91	949.90	-	223.51	114,193.32
245	Alert Program-Juvenile	53,273.89	-	-	105.03	53,378.92
255	D A Asset Forfeiture-Fed.	53.26	-	-	0.11	53.37
265	Gus George Memorial	4,830.97	-	-	9.52	4,840.49
275	D A Special Fund Run	18,406.96	-	-	36.29	18,443.25
280	Co.Atty.Supplemental Salary	189,826.82	-	3,023.48	370.81	187,174.15
290	VIT Interest (Tax Coll)	51,521.31	1,000.00	-	102.76	52,624.07
300	FBC Elections	571,694.04	172,339.61	63,380.83	1,264.86	681,917.68
305	FBC Asset Forfeiture-Task-Fed.	86,965.97	5,914.35	1,448.32	171.83	91,603.83
310	Sheriff Ofc/Forfeiture-Assets-St.	667,808.63	1,176.61	42,859.38	1,242.07	627,367.93
315	Sheriff Ofc/Forfeiture-Assets-Fed.	372,350.21	15,330.41	6,322.35	744.50	382,102.77
320	Constable Pct. 2 F/A	23.12	-	-	0.05	23.17
322	Constable Pct 3 F/A	963.99	-	-	1.90	965.89
324	Constable Pct 1 F/A	1,208.24	-	-	2.38	1,210.62
332	Fire Marshal St. Ass't. Forfeiture	675.60	-	-	1.33	676.93

Prosperity Bank
Money Market Accounts
September 30, 2018

335	DA Asset Forfeit.-State	381,240.78	-	14,575.85	734.41	367,399.34
360	Law Enforcement Training	199,056.48	-	824.14	392.02	198,624.36
390	Child Protective Service IV-E	20,974.26	6,481.52	6,537.41	39.67	20,958.04
402	Hope 3 Program Sales	5,630.83	-	-	11.10	5,641.93
410	Child Support IVD Reimb.	284,466.85	1,931.39	-	561.47	286,959.71
415	Local Law Enf.Block Grant	8,999.69	46,131.00	-	29.93	55,160.62
440	Supervision	2,590,887.27	1,070,282.66	397,398.33	5,776.56	3,269,548.16
600/605	Debt Service Account	10,839,151.14	40,188.94	-	21,405.58	10,900,745.66
742	Facilities Bonds 2016	55,739.79	-	55,805.51	65.72	(0.00)
744	Mobility Bonds 2016	197,424.61	-	197,657.41	232.80	(0.00)
750	Mission Bend/Four Corners	7,835,078.60	-	496,759.79	15,128.90	7,353,447.71
752	FBC Westpark Extension	3,427,129.21	-	1,838,759.00	6,161.52	1,594,531.73
758	2018 Mobility Projects	57,120,742.01	197,657.41	6,261,699.25	106,220.41	51,162,920.58
802	Sr. Lien Toll Rd Rev Bonds 2016	17,606,680.90	122,849.07	3,135,225.04	31,164.88	14,625,469.81
805	Grand Pkwy Toll RD Rev Bond	2,786,847.52	-	-	5,494.37	2,792,341.89
810	Toll Road Operations	33,297,148.39	3,175.80	705,714.24	64,858.46	32,659,468.41
815	Grand Pkwy Toll Road Ops	12,537,601.50	-	646,848.12	24,029.97	11,914,783.35
TREA	Treasurer's Account	4,811.39	8,121,164.80	2,598,545.54	2,998.82	5,530,429.47
INVE	FBC Investment Account	-	-	-	-	-
850M	Boon-Chapman Medical	1,301,382.08	4,005,383.41	2,605,824.62	3,914.08	2,704,854.95
850D	Boon-Chapman Dental	880,105.62	750,000.00	142,312.18	1,847.37	1,489,640.81
882	Boon-Chapman 125	151,380.76	32,310.00	45,674.74	286.79	138,302.81
884	Fee Officer's Account	2,086,321.90	1,830,398.59	2,119,748.37	-	1,796,972.12
912	JP Credit Card Processing	88,539.85	281,019.05	285,259.28	124.68	84,424.30
908	EMS Credit Card Processing	21,958.06	15,814.13	24,588.95	23.02	13,206.26
DACC	D A Credit Card Processing	525.64	2,729.90	1,541.32	1.37	1,715.59
PTCC	Public Transportation Credit Cards	1,071.24	1,966.72	2,295.54	1.00	743.42
CSCC	CSCD Credit Card	122,754.95	126,326.72	145,116.17	174.69	104,140.19
LBCC	Library Credit Card	4,187.73	10,789.25	8,943.16	5.96	6,039.78
JUCC	Juvenile Credit Card	160.99	4,875.42	3,001.54	2.20	2,037.07
130	Assistant Dist Number 1	15,700,858.71	305,083.24	1,500.00	31,296.24	16,035,738.19
131	Assistant Dist Number 2	2,115,487.03	119,646.02	1,100.00	4,304.04	2,238,337.09
133	Assistant Dist Number 4	1,014,194.97	25,802.11	425.00	2,028.20	1,041,600.28

Prosperity Bank
Money Market Accounts
September 30, 2018

134	Assistant Dist Number 5	175,723.94	4,037.70	425.00	350.59	179,687.23
135	Assistant Dist Number 6	2,589,806.94	105,042.08	5,828.27	5,218.13	2,694,238.88
136	Assistant Dist Number 7	144,058.74	36,785.96	20,692.98	318.32	160,470.04
137	Assistant Dist Number 8	11,438.90	1,117.10	558.55	23.66	12,021.11
138	Assistant Dist Number 9	546,236.16	53,878.90	1,700.00	1,135.83	599,550.89
139	Assistant Dist Number 10	-	-	-	-	-
140	Assistant Dist Number 11	-	-	-	-	-
145	Emergency Svc Dist 100	6,121,606.74	-	-	12,068.96	6,133,675.70
CCCS	Non Fee Officer CC Clearing Acct	279,845.63	81,208.07	483.30	625.94	361,196.34
GAS	FBC Fuel Account (Susser)	136.95	205,844.43	205,981.38	108.76	108.76
JPMT	Juror Payments	20,040.70	-	10,251.48	26.86	9,816.08
EPEC	Engineering Permitting E-Check	6,819.28	1,920.00	69.28	14.76	8,684.76
JE11	JP 1-1 E-Filing	1,030.54	6,826.25	6,574.79	2.50	1,284.50
JE12	JP 1-2 E-Filing	1,109.08	3,385.00	3,868.08	1.49	627.49
JE02	JP 2 E-Filing	2,062.35	12,337.50	12,952.35	3.84	1,451.34
JE03	JP 3 E-Filing	312.54	7,595.50	7,464.29	2.24	445.99
JE04	JP #4 E-Filing	2,649.11	6,122.00	7,370.36	2.68	1,403.43
	Total	310,388,348.99	45,908,926.78	71,798,590.60	581,939.05	285,080,624.22